

Name of the Company : Apollo Hospitals Enterprise Limited	
Scrip Code : APOLLOHOSP	
Quarter Ended : 31-Mar-2011	

Partly paid-up shares:-	No. of Partly paid-up shares	As a % of total no. of partly paid-up Shares	As a %of total no. of shares of the company
Held by promoter/promoter group	Nil	Nil	Nil
Held by Public	Nil	Nil	Nil
Total			
Outstanding Convertible Securities:-	No. of outstanding Securities	As a % of total no. of outstanding Convertible Securities	As a %of total no. of shares of the company, assuming full conversion of the convertible securities
Held by promoter/promoter group	Nil	Nil	Nil
Held by Public	(*)		
Total			
Warrants:-	No. of Warrants	As a % of total no. of Warrants	As a %of total no. of shares of the company, assuming full conversion of Warrants
Held by promoter/promoter group	6,366,164	100	4.98
Held by Public	Nil	Nil	Nil
Total	6,366,164	100	4.98
Total paid-up capital of the company, assuming full conversion of warrants and convertible securities			
Rs. 655,384,370 - 131,076,874 equity shares of Rs.5/- each			

(*) USD7.5 MILLION Foreign Currency Convertible Bonds (FCCBs) issued to International Finance Corporation, Washington are outstanding and the exact No. of equity shares upon conversion cannot be quantified due to fluctuations in foreign currency

for Apollo Hospitals Enterprise Limited



S. M. Krishnan


General Manager - Projects Finance & Company Secretary

Category code	Category of Shareholder	Number of Shareholders	Total number of shares	held in dematerialized form	shares			
					As a percentage of(A+B) ¹	As a percentage of (A+B+C)	Number of shares	As a percentage (IX)=(VIII)/(IV)* 100
(i)	(ii)	(iii)	(iv)	(v)	(vi)	(vii)	(viii)	(ix)
(A)	Shareholding of Promoter and Promoter Group²							
(1)	Indian							
(a)	Individuals / Hindu Undivided Family	32	23,546,314	20,133,768	19.36	18.88	10,122,172	42.99
(b)	Central Government / State Government(s)				0.00	0.00		
(c)	Bodies Corporate	5	17,905,124	17,873,924	14.72	14.36	14,318,000	79.97
(d)	Financial Institutions / Banks				0.00	0.00		
(e)	Any Others(Specify)				0.00	0.00		
(e-i)					0.00	0.00		
(e-ii)					0.00	0.00		
	Sub Total(A)(1)	37	41,451,438	38,007,692	34.07	33.24	24,440,172	58.96
(2)	Foreign							
a	Individuals (Non-Residents Individuals/ Foreign Individuals)				0.00	0.00		
b	Bodies Corporate				0.00	0.00		
c	Institutions				0.00	0.00		
d	Any Others(Specify)				0.00	0.00		
d-i					0.00	0.00		
d-ii					0.00	0.00		
	Sub Total(A)(2)	0	0	0	0.00	0.00	0.00	0.00
	Total Shareholding of Promoter and Promoter Group (A) = (A)(1)+(A)(2)	37	41,451,438	38,007,692	34.07	33.24	24,440,172	58.96

Category code	Category of Shareholder	Number of Shareholders	Total number of shares	Number of shares held in dematerialized form	Number of shares		Number of shares encumbered
					As a percentage of (A+B) ¹	As a percentage of (A+B+C)	
(i)	(ii)	(iii)	(iv)	(v)	(vi)	(vii)	(viii)
							(IX)=(VIII)/(IV)* 100
(B)	Public Shareholding³						NA
(1)	Institutions						NA
(a)	Mutual Funds/ UTI	17	463,160	461,160	0.38	0.37	
(b)	Financial Institutions / Banks	10	7,836	3,940	0.01	0.01	
(c)	Central Government/ State Government(s)	1	323,708	323,708	0.27	0.26	
(d)	Venture Capital Funds				0.00	0.00	
(e)	Insurance Companies	7	3,502,246	3,502,246	2.88	2.81	
(f)	Foreign Institutional Investors	98	36,648,406	36,648,406	30.13	29.39	
(g)	Foreign Venture Capital Investors				0.00	0.00	
(h)	Any Other (specify)				0.00	0.00	
	Sub-Total (B)(1)	133	40,945,356	40,939,460	33.66	32.83	
(2)	Non-institutions						NA
(a)	Bodies Corporate	601	1,774,469	1,736,169	1.46	1.42	
(b)	Individuals						
	i. Individual shareholders holding nominal share capital up to Rs 1 lakh	30,675	7,660,760	4,642,713	6.30	6.14	
	ii. Individual shareholders holding nominal share capital in excess of Rs. 1 lakh.	13	419,416	278,766	0.34	0.34	
(c)	Any Other (specify)						
(c-i)	Trusts	15	118,170	460	0.10	0.09	
(c-ii)	Directors & their Relatives	6	91,606	91,606	0.08	0.07	
(c-iii)	Non Resident Indians	1,198	2,055,245	462,463	1.69	1.65	
(c-iv)	Overseas Corporate Bodies	1	16,199	16,199	0.01	0.01	
(c-v)	Clearing Member	68	15,990	15,990	0.01	0.01	
(c-vi)	Hindu Undivided Families	349	136,203	136,203	0.11	0.11	
(c-vii)	Foreign Corporate Bodies	4	26,963,058	26,963,058	22.16	21.62	
	Sub-Total (B)(2)	32,930	39,251,116	34,343,627	32.27	31.47	
	Total Public Shareholding (B)= (B)(1)+(B)(2)	33,063	80,196,472	75,283,087	65.93	64.31	NA
	TOTAL (A)+(B)	33,100	121,647,910	113,290,779	100	97.54	

Category code	Category of Shareholder	Number of Shareholders	Total number of shares	Number of shares held in dematerialized form	shares			encumbered
					As a percentage of (A+B) ¹	As a percentage of (A+B+C)	Number of shares	
(I)	(II)	(III)	(IV)	(V)	(VI)	(VII)	(VIII)	(IX)=(VIII)/(IV)* 100
(C)	Shares held by Custodians and against which Depository Receipts have been issued							
(1)	Promoter and Promoter Group	Nil	Nil	Nil	Nil	Nil	NA	NA
(2)	Public	1	3,062,800	3,062,800	NA	2.46	NA	NA
	Total Public Shareholding (B)=	1	3,062,800	3,062,800	NA	2.46	NA	NA
	GRAND TOTAL (A)+(B)+(C)	33,101	124,710,710	116,353,579	NA	100.00		

for Apollo Hospitals Enterprise Limited




S. M. Krishnan

General Manager - Projects Finance & Company Secretary

(I)(b) Statement showing Shareholding of persons belonging to the category
“Promoter and Promoter Group”

Sr. No.	Name of the shareholder	Total shares held		Shares pledged or otherwise encumbered		
		Number	As a % of grand total (A)+(B)+(C)	Number	As a percentage	As a % of grand total (A)+(B)+(C) of sub-clause (I)(a)
(I)	(II)	(III)	(IV)	(V)	(VI)=(V)/(III)*100	(VII)
1	Dr. Prathap C Reddy	3,159,300	2.53	0	0.00	0.00
2	Ms. Sucharitha P Reddy	2,741,678	2.20	100,000	3.65	0.08
3	Ms. Preetha Reddy	3,366,540	2.70	2,860,000	84.95	2.29
4	Ms. Suneeta Reddy	3,001,590	2.41	2,594,000	86.42	2.08
5	Ms. Shobana Khamineni	2,189,952	1.76	2,158,172	98.55	1.73
6	Ms. Sangita Reddy	4,972,508	3.99	1,860,000	37.41	1.49
7	Mr. Karthik Anand	220,600	0.18	0	0.00	0.00
8	Mr. Harshad Reddy	210,200	0.17	0	0.00	0.00
9	Ms. Sindhoori Reddy	517,600	0.42	490,000	94.67	0.39
10	Mr. Adithya Reddy	210,200	0.17	60,000	28.54	0.05
11	Ms. Upsana Kamineni	267,276	0.21	0	0.00	0.00
12	Mr. Puvansh Kamineni	212,200	0.17	0	0.00	0.00
13	Ms. Anushpala Kamineni	259,174	0.21	0	0.00	0.00
14	Mr. Anandith Reddy	230,200	0.18	0	0.00	0.00
15	Mr. Viswajith Reddy	222,300	0.18	0	0.00	0.00
16	Mr. Viraj Madhavan Reddy	168,224	0.13	0	0.00	0.00
17	Mr. P Obul Reddy	18,000	0.01	0	0.00	0.00
18	Mr. P Vijayakumar Reddy	1,332	0.00	0	0.00	0.00
19	Mr. Anil Khamineni	20	0.00	0	0.00	0.00
20	Mr. Vishweswar Reddy	1,577,420	1.26	0	0.00	0.00
21	PCR Investments Ltd	17,859,124	14.32	14,318,000	80.17	11.48
22	Obul Reddy Investments Ltd	11,200	0.01	0	0.00	0.00
23	Indian Hospitals Corporation L	3,600	0.00	0	0.00	0.00
24	Apollo Health Association	31,200	0.03	0	0.00	0.00
	TOTAL	41,451,438	33.24	24,440,172	58.96	19.60

for Apollo Hospitals Enterprise Limited



S. M. Krishnan


General Manager - Projects Finance & Company Secretary

31-Mar-2011

(I)(c) Statement showing Shareholding of persons belonging to the category "Public" and holding more than 1% of the total number of shares

Sr. No.	Name of the shareholder	Number of shares	Shares as a percentage of total number of shares {i.e., Grand Total (A)+(B)+(C) indicated in Statement at para (I)(a) above}
1	Apax Mauritius FDI One Limited	14,094,238	11.30
2	Integrated (Mauritius) Healthcare Holdings Limited	11,000,000	8.82
3	CLSA (Mauritius) Limited	8,550,000	6.86
4	Bisikan Bayu Investments (Mauritius) Limited	4,093,860	3.28
5	BNY Mellon Investment funds Newton Oriental Fund	3,000,000	2.41
6	Apax Partners Europe Managers Limited A/c Apax Mauritius FII Ltd	2,947,888	2.36
7	Emerging Markets Growth Fund Inc	2,445,932	1.96
8	Munchener Ruckversicherungsgesellschaft Aktiengesellschaft in Munchen	2,397,380	1.92
9	LIC of India Money Plus	1,817,371	1.46
10	BNY Mellon Asian Equity Fund	1,500,000	1.20
	TOTAL	51,846,669	41.57

for Apollo Hospitals Enterprise Limited



S. M. Krishnan


General Manager - Projects Finance & Company Secretary

31-Mar-2011

(I)(d) Statement showing details of locked-in shares

Sr. No.	Name of the shareholder	Number of locked-in shares	Locked-in shares as a percentage of total number of shares {i.e., Grand Total (A)+(B)+(C) indicated in Statement at para (I)(a) above}
1	Dr. Prathap C Reddy	3,159,300	2.53
	TOTAL	3,159,300	2.53

for Apollo Hospitals Enterprise Limited



S. M. Krishnan


General Manager - Projects Finance & Company Secretary

31-Mar-2011

(II)(a) Statement showing details of Depository Receipts (DRs)

Sr. No.	Type of Outstanding DR (ADRs, GDRs, SDRs, etc.,)	Number of outstanding DRs	Number of shares underlying outstanding DRs	Shares underlying outstanding DRs as a percentage of total number of shares {i.e., Grand Total (A)+(B)+(C) indicated in Statement at para (I)(a) above}
1	GDR	3,062,800	3,062,800	2.46
	TOTAL	3,062,800	3,062,800	2.46

for Apollo Hospitals Enterprise Limited



S. M. Krishnan


General Manager - Projects Finance & Company Secretary

31-Mar-2011

(II)(b) Statement showing Holding of Depository Receipts (DRs), where underlying shares held by Promoter/Promoter Group' are in excess of 1% of the total number of shares

Sr. No.	Name of the DR Holder	Type of Outstanding DR (ADRs, GDRs, SDRs, etc.,)	Number of shares underlying outstanding DRs	Shares underlying outstanding DRs as a percentage of total number of shares {i.e., Grand Total (A)+(B)+(C) indicated in Statement at para (I)(a) above}
1	Nil	Nil	Nil	Nil
	TOTAL			

for Apollo Hospitals Enterprise Limited



S. M. Krishnan

General Manager - Projects Finance & Company Secretary

(III)(a) Statement showing the voting pattern of shareholders, if more than one class of shares/securities is issued by the issuer.
"Promoter and Promoter Group" Not Applicable

Category code	Category of Shareholder	Number of Voting Rights held in each class of securities			Total Voting Rights (III+IV+V)	Total Voting Rights i.e.(VI)	
		Class X (III)	Class Y (IV)	Class Z (V)		As a percentage of (A+B) (VII)	As a percentage (A+B+C) (VIII)
(A)	Shareholding of Promoter and Promoter Group ²						
(1)	Indian						
(a)	Individuals/ Hindu Undivided Family						
(b)	Central Government/ State Government(s)						
(c)	Bodies Corporate						
(d)	Financial Institutions/ Banks						
(e)	Any Others(Specify)						
	Sub Total(A)(1)						
(2)	Foreign						
a	Individuals (Non-Residents Individuals/ Foreign Individuals)						
b	Bodies Corporate						
c	Institutions						
d	Any Others(Specify)						
	Sub Total(A)(2)						
	Total Shareholding of Promoter and Promoter Group (A)= (A)(1)+(A)(2)						

NIL