

(1) (a) Statement Showing Shareholding Pattern

Name of the Company : Apollo Hospitals Enterprise Limited

Scrip Code : APOLLOHOSP

Quarter Ended : 30-Sep-2010

Category code	Category of Shareholder (II)	Number of Shareholders (III)	Total number of shares (IV)	Number of shares held in dematerialized form (V)	Total shareholding as a percentage of total number of shares		Shares Pledged or otherwise encumbered
					As a percentage of (A+B) ¹ (VI)	As a percentage of (A+B+C) (VII)	
(I)							
(A)	Shareholding of Promoter and Promoter Group²						
1	Indian						
(a)	Individuals/ Hindu Undivided Family	32	23,546,314	20,133,768	20.57	19.06	11,222,172
(b)	Central Government/ State Government(s)				0.00	0.00	
(c)	Bodies Corporate	4	17,901,524	17,870,324	15.64	14.49	14,838,000
(d)	Financial Institutions/ Banks				0.00	0.00	
(e)	Any Others (Specify)				0.00	0.00	
(e-i)					0.00	0.00	
(e-ii)					0.00	0.00	
	Sub Total(A)(1)	36	41,447,838	38,004,092	36.21	33.54	26,060,172
2	Foreign						
a	Individuals (Non-Residents Individuals/ Foreign Individuals)				0.00	0.00	
b	Bodies Corporate				0.00	0.00	
c	Institutions				0.00	0.00	
d	Any Others (Specify)				0.00	0.00	
d-i					0.00	0.00	
d-ii					0.00	0.00	
	Sub Total(A)(2)	0	0	0	0.00	0.00	0.00
	Total Shareholding of Promoter and Promoter Group (A) = (A)(1)+(A)(2)	36	41,447,838	38,004,092	36.21	33.54	26,060,172
							62.87



Category code	Category of Shareholder	Number of Shareholders	Total number of shares	Number of shares held in dematerialized form	Total shareholding as a percentage of total number of shares		Shares Pledged or otherwise encumbered
					As a percentage of (A+B) ¹	As a percentage of (A+B+C)	
(I)	(II)	(III)	(IV)	(V)	(VI)	(VII)	(VIII)
(B)	Public shareholding						
1	Institutions						
(a)	Mutual Funds/ UTI	14	753,479	751,479	0.66	0.61	NA
(b)	Financial Institutions / Banks	11	11,336	7,440	0.01	0.01	NA
(c)	Central Government/ State Government(s)	1	323,708	323,708	0.28	0.26	
(d)	Venture Capital Funds				0.00	0.00	
(e)	Insurance Companies	6	3,519,788	3,519,788	3.07	2.85	
(f)	Foreign Institutional Investors	85	29,706,677	29,706,677	25.95	24.04	
(g)	Foreign Venture Capital Investors				0.00	0.00	
(h)	Any Other (specify)				0.00	0.00	
	Sub-Total (B)(1)	117	34,314,988	34,309,092	29.98	27.77	
B 2	Non-institutions						
(a)	Bodies Corporate	553	1,718,389	1,679,435	1.50	1.39	NA
(b)	Individuals						
I	Individuals -i. Individual shareholders holding nominal share capital up to Rs 1 lakh	27,281	7,634,899	4,416,969	6.67	6.18	
II	ii. Individual shareholders holding nominal share capital in excess of Rs. 1 lakh.	13	385,416	244,766	0.34	0.31	
(c)	Any Other (specify)						
(c-i)	Trusts	13	117,970	260	0.10	0.10	
(c-ii)	Directors & their Relatives	8	106,206	106,106	0.09	0.09	
(c-iii)	Non Resident Indians	1,028	2,032,927	420,021	1.78	1.65	
(c-iv)	Overseas Corporate Bodies	1	39,838	39,838	0.03	0.03	
(c-v)	Clearing Member	252	147,150	147,150	0.13	0.12	
(c-vi)	Hindu Undivided Families	303	140,859	140,859	0.12	0.11	
(c-vii)	Foreign Corporate Bodies	3	26,378,238	26,378,238	23.04	21.35	
	Sub-Total (B)(2)	29,455	38,701,892	33,573,642	33.81	31.32	
(B)	Total Public Shareholding (B)= (B)(1)+(B)(2)	29,572	73,016,880	67,882,734	63.79	59.09	NA
	TOTAL (A)+(B)	29,608	114,464,718	105,886,826	100	92.63	

Sachin

Category code	Category of Shareholder	Number of Shareholders	Total number of shares	Number of shares held in dematerialized form	Total shareholding as a percentage of total number of shares		Shares Pledged or otherwise encumbered	
					As a percentage of (A+B) ¹	As a percentage of (A+B+C)	Number of shares	As a percentage (IX)=(VIII)/(IV)* 100
(I)	(II)	(III)	(IV)	(V)	(VI)	(VII)	(VIII)	(IX)
(C)	Shares held by Custodians and against which Depository Receipts have been issued	1	9,105,000	9,105,000	NA	7.37	NA	NA
	GRAND TOTAL (A)+(B)+(C)	29,609	123,569,718	114,991,826	NA	100		

for Apollo Hospitals Enterprise Limited



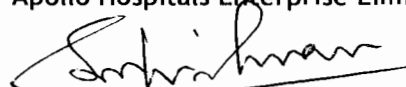
S. M. Krishnan

General Manager - Projects Finance & Company Secretary

(I)(b) Statement showing Shareholding of persons belonging to the category
"Promoter and Promoter Group"

Sr. No.	Name of the shareholder	Total shares held		Shares pledged or otherwise encumbered		
		Number	As a % of grand total (A)+(B)+(C)	Number	As a percentage	As a % of grand total (A)+(B)+(C) of sub-clause (I)(a)
(I)	(II)	(III)	(IV)	(V)	(VI)=(V)/(III)*100	(VII)
1	Dr. Prathap C Reddy	3,159,300	2.56	0	0.00	0.00
2	Ms. Sucharitha P Reddy	2,741,678	2.22	300,000	10.94	0.24
3	Ms. Preetha Reddy	3,366,540	2.72	3,360,000	99.81	2.72
4	Ms. Suneeta Reddy	3,001,590	2.43	2,994,000	99.75	2.42
5	Ms. Shobana Khamineni	2,189,952	1.77	2,158,172	98.55	1.75
6	Ms. Sangita Reddy	4,972,508	4.02	1,860,000	37.41	1.51
7	Mr. Karthik Anand	220,600	0.18	0	0.00	0.00
8	Mr. Harshad Reddy	210,200	0.17	0	0.00	0.00
9	Ms. Sindhoori Reddy	517,600	0.42	490,000	94.67	0.40
10	Mr. Adithya Reddy	210,200	0.17	60,000	28.54	0.05
11	Ms. Upsana Kamineni	267,276	0.22	0	0.00	0.00
12	Mr. Puvansh Kamineni	212,200	0.17	0	0.00	0.00
13	Ms. Anushpala Kamineni	259,174	0.21	0	0.00	0.00
14	Mr. Anandith Reddy	230,200	0.19	0	0.00	0.00
15	Mr. Viswajith Reddy	222,300	0.18	0	0.00	0.00
16	Mr. Viraj Madhavan Reddy	168,224	0.14	0	0.00	0.00
17	Mr. P Obul Reddy	18,000	0.01	0	0.00	0.00
18	Mr. P Vijayakumar Reddy	1,332	0.00	0	0.00	0.00
19	Mr. Anil Khamineni	20	0.00	0	0.00	0.00
20	Mr. Vishweswar Reddy	1,577,420	1.28	0	0.00	0.00
21	PCR Investments Ltd	17,859,124	14.45	14,838,000	83.08	12.01
22	Obul Reddy Investments Ltd	11,200	0.01	0	0.00	0.00
23	Apollo Health Association	31,200	0.03	0	0.00	0.00
	TOTAL	41,447,838	33.54	26,060,172	62.87	21.09

for Apollo Hospitals Enterprise Limited



S. M. Krishnan

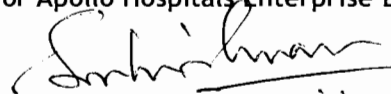
General Manager - Projects Finance & Company Secretary

30-Sep-2010

(I)(c) Statement showing Shareholding of persons belonging to the category
“Public” and holding more than 1% of the total number of shares

Sr. No.	Name of the shareholder	Number of shares	Shares as a percentage of total number of shares {i.e., Grand Total (A)+(B)+(C) indicated in Statement at para (I)(a) above}
1	Apax Mauritius FDI One Limited	14,094,238	11.41
2	Bisikan Bayu Investments (Mauritius) Limited	11,000,000	8.90
3	CLSA (Mauritius) Limited	8,550,000	6.92
4	Bisikan Bayu Investments (Mauritius) Limited	4,093,860	3.31
5	Apax Partners Europe Managers Limited A/c Apax Mauritius FII Ltd	2,947,888	2.39
6	Emerging Markets Growth Fund Inc	2,445,932	1.98
7	Munchener Ruckversicherungsgesellschaft Akliengesellschaft in Munchen	2,397,380	1.94
8	LIC of India Money Plus	1,917,848	1.55
9	International Finance Corporation	1,284,000	1.04
	TOTAL	48,731,146	39.44

for Apollo Hospitals Enterprise Limited



S. M. Krishnan


General Manager - Projects Finance & Company Secretary

30-Sep-2010

(l)(d) Statement showing details of locked-in shares

Sr. No.	Name of the shareholder	Category of Shareholders (Promoters / Public)	Number of locked-in shares	Locked-in shares as a percentage of total number of shares {i.e., Grand Total (A)+(B)+(C) indicated in Statement at para (l)(a) above}
1	Dr. Prathap C Reddy	Promoter	3,159,300	2.56
	TOTAL		3,159,300	2.56

for Apollo Hospitals Enterprise Limited



S. M. Krishnan


General Manager - Projects Finance & Company Secretary

30-Sep-2010

(II)(a) Statement showing details of Depository Receipts (DRs)

Sr. No.	Type of Outstanding DR (ADRs, GDRs, SDRs, etc.,)	Number of outstanding DRs	Number of shares underlying outstanding DRs	Shares underlying outstanding DRs as a percentage of total number of shares {i.e., Grand Total (A)+(B)+(C) indicated in Statement at para (I)(a) above}
1	GDR	9,105,000	9,105,000	7.37
	TOTAL	9,105,000	9,105,000	7.37

for Apollo Hospitals Enterprise Limited



S. M. Krishnan

General Manager - Projects Finance & Company Secretary