

Name of the Company : Apollo Hospitals Enterprise Limited

Scrip Code : APOLLOHDSP / 508869

Dated : 31-Dec-2013

Partly paid-up shares:-	No. of Partly paid-up shares	As a % of total no. of partly paid-up Shares	As a % of total no. of shares of the company
Held by promoter/promoter group	Nil	Nil	Nil
Held by Public	Nil	Nil	Nil
Total			
Outstanding Convertible Securities:-	No. of outstanding Securities	As a % of total no. of outstanding Convertible Securities	As a % of total no. of shares of the company, assuming full conversion of the convertible securities
Held by promoter/promoter group	Nil	Nil	Nil
Held by Public	Nil	Nil	Nil
Total			
Warrants:-	No. of Warrants	As a % of total no. of Warrants	As a % of total no. of shares of the company, assuming full conversion of Warrants
Held by promoter/promoter group	Nil	Nil	Nil
Held by Public	Nil	Nil	Nil
Total	0	0	Nil
Total paid-up capital of the company, assuming full conversion of warrants and convertible securities			
Rs. 695,625,795 - 139,125,159 equity shares of Rs.5/- each			

for Apollo Hospitals Enterprise Limited

S. M. Krishnan

Sr. General Manager - Finance & Company Secretary

Category code	Category of Shareholder	Number of Shareholders	Total number of shares	Number of shares held in dematerialized form	Total shareholding as a percentage of total number of shares		Shares Pledged or otherwise encumbered	
					As a percentage of (A+B) ¹	As a percentage of (A+B+C)	Number of shares	As a percentage (IX)=(VIII)/(IV)* 100
(i)	(ii)	(iii)	(iv)	(v)	(vi)	(vii)	(viii)	(ix)
(A)	Shareholding of Promoter and Promoter Group ²							
(1)	Indian							
(a)	Individuals/ Hindu Undivided Family	25	20,550,530	20,550,530	14.89	14.77	3,329,000	16.20
(b)	Central Government/ State Government(s)				0.00	0.00		
(c)	Bodies Corporate	5	27,237,924	27,237,924	19.73	19.58	17,319,364	63.59
(d)	Financial Institutions/ Banks				0.00	0.00		
(e)	Any Others(Specify)				0.00	0.00		
(e-i)					0.00	0.00		
(e-ii)					0.00	0.00		
	Sub Total(A)(1)	30	47,788,454	47,788,454	34.62	34.35	20,648,364	43.21
(2)	Foreign							
a	Individuals (Non-Residents Individuals/ Foreign Individuals)				0.00	0.00		
b	Bodies Corporate				0.00	0.00		
c	Institutions				0.00	0.00		
d	Any Others(Specify)				0.00	0.00		
d-i					0.00	0.00		
d-ii					0.00	0.00		
	Sub Total(A)(2)	0	0	0	0.00	0.00	0.00	0.00
	Total Shareholding of Promoter and Promoter Group (A)= (A)(1)+(A)(2)	30	47,788,454	47,788,454	34.62	34.35	20,648,364	43.21

Category code	Category of Shareholder	Number of Shareholders	Total number of shares	Number of shares held in dematerialized form	Total shareholding as a percentage of total number of shares		Shares Pledged or otherwise encumbered	
					As a percentage of (A+B) ¹	As a percentage of (A+B+C)	Number of shares	As a percentage (IX)=(VIII)/(IV)* 100
(I)	(II)	(III)	(IV)	(V)	(VI)	(VII)	(VIII)	(IX)
(B)	Public Shareholding ³							
(1)	Institutions							
(a)	Mutual Funds/ UTI	33	1,723,372	1,723,372	1.25	1.24	NA	NA
(b)	Financial Institutions / Banks	10	5,893	1,997	0.00	0.00	NA	NA
(c)	Central Government/ State Government(s)	1	323,708	323,708	0.23	0.23		
(d)	Venture Capital Funds				0.00	0.00		
(e)	Insurance Companies	4	2,474,135	2,474,135	1.79	1.78		
(f)	Foreign Institutional Investors	338	58,606,697	58,606,697	42.46	42.13		
(g)	Foreign Venture Capital Investors				0.00	0.00		
(h)	Any Other (specify)				0.00	0.00		
	Sub-Total (B)(1)	386	63,133,805	63,129,909	45.74	45.38		
(2)	Non-institutions							
(a)	Bodies Corporate	633	1,339,901	1,274,701	0.97	0.96	NA	NA
(b)	Individuals							
	i. Individual shareholders holding nominal share capital up to Rs 1 Lakh	33,123	6,911,511	4,266,617	5.01	4.97		
	ii. Individual shareholders holding nominal share capital in excess of Rs. 1 lakh.	10	294,918	168,268	0.21	0.21		
(c)	Any Other (specify)							
(c-i)	Trusts	14	119,970	2,260	0.09	0.09		
(c-ii)	Directors & their Relatives	6	91,606	91,606	0.07	0.07		
(c-iii)	Foreign Nationals	1	300	300	0.00	0.00		
(c-iv)	Non Resident Indians	1,148	1,697,483	374,885	1.23	1.22		
(c-v)	Diverseas Corporate Bodies	1	16,199	16,199	0.01	0.01		
(c-vi)	Clearing Member	284	108,997	108,997	0.08	0.08		
(c-vii)	Hindu Undivided Families	455	130,410	130,410	0.09	0.09		
(c-viii)	Foreign Corporate Bodies	4	16,400,375	16,400,375	11.88	11.79		
	Sub-Total (B)(2)	35,679	27,111,670	22,834,618	19.64	19.49		
	Total Public Shareholding (B)= (B)(1)+(B)(2)	36,065	90,245,475	85,964,527	65.38	64.87	NA	NA
	TOTAL (A)+(B)	36,095	138,033,929	133,752,981	100.00252	99.22		

Category code	Category of Shareholder	Number of Shareholders	Total number of shares	Number of shares held in dematerialized form	Total shareholding as a percentage of total number of shares		Shares Pledged or otherwise encumbered	
					As a percentage of (A+B) ¹	As a percentage of (A+B+C)	Number of shares (VIII)	As a percentage (IX)=(VIII)/(IV)* 100
(I)	(II)	(III)	(IV)	(V)	(VI)	(VII)	(VIII)	(IX)=(VIII)/(IV)* 100
(C)	Shares held by Custodians and against which Depository Receipts have been issued							
(1)	Promoter and Promoter Group	Nil	Nil	Nil	Nil	Nil	NA	NA
(2)	Public	2	1,091,230	1,091,230	NA	0.78	NA	NA
	Total Public Shareholding (C)=							
	(C)(1)+(C)(2)	2	1,091,230	1,091,230	NA	0.78	NA	NA
	GRAND TOTAL (A)+(B)+(C)	36,097	139,125,159	134,844,211	NA	100.00		

for Apollo Hospitals Enterprise Limited

S. M. Krishnan

Sr. General Manager - Finance & Company Secretary

(1)(b) Statement showing holding of securities (including shares, warrants, convertible securities) of persons belonging to the category "Promoter and Promoter Group"

Sr. No.	Name of the shareholder	Details of shares held			Encumbered shares			Details of warrants			Details of convertible securities			Total shares (including underlying shares assuming full conversion of warrants and convertible securities) as a % of diluted share capital
		No. of Shares held	As a % of grand total (A)-(B)-(C)	Number	As a Percentage (V)=(V)/(IV)*100	As a % of grand total (A)+(B)+(C) of sub-clause (i)(a)	Number of warrants held	As a % total number of warrants of the same class	Number of convertible securities held	As a % total number of convertible securities of the same class	(XII)			
1	Dr. Prathap C Reddy	6,445,464	4.63	0	D.00	D.00	0	0.00	0	0.00	0	0.00	4.63	
2	Ms. Sucharitha P Reddy	569,800	D.41	0	0.00	0.00	0	0.00	0	0.00	0	0.00	0.41	
3	Ms. Preetha Reddy	2,193,915	1.58	803,000	36.60	0.58	0	D.00	0	D.00	0	0.00	1.58	
4	Ms. Suneeta Reddy	3,031,590	2.18	1,564,000	51.59	1.12	0	D.00	0	D.00	0	0.00	2.18	
5	Ms. Shobana Kamini	2,189,952	1.57	0	0.00	D.00	0	0.00	0	D.00	0	D.00	1.57	
6	Ms. Sangita Reddy	1,782,508	1.28	962,000	53.97	D.69	0	0.00	0	D.00	0	0.00	1.28	
7	Mr. Karthik Anand	220,600	0.16	0	D.00	D.00	0	D.00	0	D.00	0	0.00	D.16	
8	Mr. Harshad Reddy	210,200	0.15	0	D.00	D.00	0	D.00	0	D.00	0	D.00	D.15	
9	Ms. Sindoori Reddy	517,600	D.37	0	0.00	0.00	0	D.00	0	D.00	0	0.00	0.37	
10	Mr. Aditya Reddy	210,200	0.15	0	0.00	0.00	0	0.00	0	D.00	0	D.00	D.15	
11	Ms. Upasana Kamini	267,276	0.19	0	0.00	D.00	0	0.00	0	D.00	0	0.00	D.19	
12	Mr. Puansh Kamini	212,200	0.15	0	0.00	D.00	0	0.00	0	D.00	0	0.00	0.15	
13	Ms. Anuspaala Kamini	259,174	0.19	0	0.00	D.00	0	D.00	0	D.00	0	0.00	0.19	
14	Mr. Konda Anindith Reddy	230,200	0.17	0	0.00	0.00	0	0.00	0	D.00	0	D.00	D.17	
15	Mr. Konda Vishwajit Reddy	222,300	0.16	0	0.00	D.00	0	0.00	0	D.00	0	0.00	D.16	
16	Mr. Konda Vraj Madhav Reddy	168,224	D.12	0	0.00	0.00	0	0.00	0	D.00	0	0.00	D.12	
17	Mr. P Obul Reddy	18,000	0.01	0	0.00	0.00	0	D.00	0	D.00	0	0.00	D.01	
18	Mr. Vijay Kumar Reddy	223,957	D.16	0	D.00	0.00	0	D.00	0	D.00	0	D.00	0.16	
19	Mr. Anil Kamini	20	0.00	0	0.00	0.00	0	0.00	0	D.00	0	0.00	D.00	
20	Mr. K Vishveshwar Reddy	1,577,350	1.13	0	0.00	D.00	0	0.00	0	D.00	0	0.00	1.13	
21	PCR Investments Ltd	27,223,124	19.57	17,319,364	63.62	12.45	0	0.00	0	D.00	0	0.00	19.57	
22	Obul Reddy Investments Ltd	11,200	0.01	0	0.00	0.00	0	0.00	0	D.00	0	0.00	0.01	
23	Indian Hospitals Corporation Ltd	3,600	D.00	0	0.00	0.00	0	0.00	0	D.00	0	0.00	D.00	
	Total	47,788,454	34.35	20,648,364	43.21	14.84	0	D.00	0	D.00	0	D.00	34.35	

for Apollo Hospitals Enterprise Limited

S. M. Krishnan

Sr. General Manager - Finance & Company Secretary

(i)(c)(ii) Statement showing holding of securities (including shares, warrants, convertible securities) of persons (together with PAC) belonging to the category "Public" and holding more than 5% of the total number of shares of the company

Sr. No.	Name of the shareholder	Number of shares	Shares as a percentage of total number of shares [i.e., Grand Total (A)+(B)+(C) indicated in Statement at para (i)(a) above]	Details of warrants		Details of convertible		Total shares (including underlying shares assuming full conversion of warrants and convertible securities) as a % of diluted share capital
				Number of warrants held	As a % total number of warrants of the same class	Number of convertible securities held	% w.r.t total number of convertible securities of the same class	
1								
(a)	Integrated (Mauritius) Healthcare Holdings Limited	11,000,000	7.91	0	0.00	0	0.00	7.91
(b)	Integrated (Mauritius) Healthcare Holdings Limited	4,093,860	2.94	0	0.00	0	0.00	2.94
	Sub Total	15,093,860	10.85	0	0.00	0	0.00	10.85
2								
(a)	Oppenheimer Developing Markets Fund	11,678,864	8.39	0	0.00	0	0.00	8.39
(b)	Emerging Markets Portfolio A Series of the Pacific select Fund	561,996	0.40	0	0.00	0	0.00	0.40
(c)	Ofite Emerging Markets Equity Fund	287,007	0.21	0	0.00	0	0.00	0.21
(d)	Transamerica Oppenheimer Developing Markets	200,068	0.14	0	0.00	0	0.00	0.14
(e)	Dfi Institutional Emerging Markets Equity Fund LP	200,111	0.14	0	0.00	0	0.00	0.14
(f)	Heptagon Fund Plc Oppenheimer Developing Markets equity fund	205,846	0.15	0	0.00	0	0.00	0.15
(g)	Oppenheimer Global Allocation Fund	43,579	0.03	0	0.00	0	0.00	0.03
(h)	Pacific Select Fund - PL Emerging Markets	44,047	0.03	0	0.00	0	0.00	0.03
(i)	Stichting Pensioenfonds Hoogovens Portfolio C	35,841	0.03	0	0.00	0	0.00	0.03
(j)	DNB Livsforsikring Emerging Markets II	28,290	0.02	0	0.00	0	0.00	0.02
	Sub Total	13,285,649	9.55	0	0.00	0	0.00	9.55
	Total	28,379,509	20.40	0	0.00	0	0.00	20.40

for Apollo Hospitals Enterprise Limited



S. M. Krishnan

Sr. General Manager - Finance & Company Secretary

(1)(c)(i) Statement showing holding of securities (including shares, warrants, convertible securities) of persons belonging to the category "Public" and holding more than 1% of the total number of shares

Sr. No.	Name of the shareholder	Number of shares	Shares as a percentage of total number of shares [i.e., Grand Total (A)+-(B)+(C) indicated in Statement at para (1)(a) above]	Details of warrants		Details of convertible		Total shares (including underlying shares assuming full conversion of warrants and convertible securities) as a % of diluted share capital
				Number of warrants held	As a % total number of warrants of the same class	Number of convertible securities held	% w.r.t total number of convertible securities of the same class	
1	Oppenheimer Developing Markets Fund	11,678,864	8.39	0	0.00	0	0.00	8.39
2	Integrated (Mauritius) Healthcare Holdings Limited	11,000,000	7.91	0	0.00	0	0.00	7.91
3	Integrated (Mauritius) Healthcare Holdings Limited Schroder International Selection Fund Asian Total Return	4,093,860	2.94	D	0.00	0	0.00	2.94
4	Fidelity Investment Trust - Fidelity Diversified International Fund	2,536,644	1.82	D	0.00	0	0.00	1.82
5	Emerging Markets Growth Fund INC	2,493,661	1.79	0	0.00	0	0.00	1.79
6	Munchener Ruckversicherungs-gesellschaft Aktiengesellschaft in Munchen	2,445,932	1.76	0	0.00	0	0.00	1.76
7	BNY Mellon Investment funds Newton Oriental Fund	2,397,380	1.72	D	0.00	0	0.00	1.72
8	Life Insurance Corporation of India	2,200,000	1.58	0	0.00	0	0.00	1.58
9	Total	1,943,038	1.40	0	0.00	0	0.00	1.40
	Total	40,789,379	29.32	0	0.00	0	0.00	29.32

for Apollo Hospitals Enterprise Limited



S. M. Krishnan

Sr. General Manager - Projects Finance & Company Secretary

(i)(c)(ii) Statement showing holding of securities (including shares, warrants, convertible securities) of persons (together with PAC) belonging to the category "Public" and holding more than 5% of the total number of shares of the company

Sr. No.	Name of the shareholder	Number of shares	Shares as a percentage of total number of shares [i.e., Grand Total (A)+(B)+(C) indicated in Statement at para (i)(a) above]	Details of warrants		Details of convertible		Total shares (including underlying shares assuming full conversion of warrants and convertible securities) as a % of diluted share capital
				Number of warrants held	As a % total number of warrants of the same class	Number of convertible securities held	% w.r.t total number of convertible securities of the same class	
1								
(a)	Integrated (Mauritius) Healthcare Holdings Limited	14,000,000	7.91	0	0.00	0	0.00	7.91
(b)	Integrated (Mauritius) Healthcare Holdings Limited	4,093,860	2.94	0	0.00	0	0.00	2.94
	Sub Total	15,093,860	10.85	0	0.00	0	0.00	10.85
2								
(a)	Oppenheimer Developing Markets Fund	11,678,864	8.39	0	0.00	0	0.00	8.39
(b)	Emerging Markets Portfolio A Series of the Pacific select Fund	561,996	0.40	0	0.00	0	0.00	0.40
(c)	Ofitc Emerging Markets Equity Fund	287,007	0.21	0	0.00	0	0.00	0.21
(d)	Transamerica Oppenheimer Developing Markets	200,068	0.14	0	0.00	0	0.00	0.14
(e)	Ofi Institutional Emerging Markets Equity Fund LP	200,111	0.14	0	0.00	0	0.00	0.14
(f)	Heptagon Fund Plc Oppenheimer Developing Markets equity fund	205,846	0.15	0	0.00	0	0.00	0.15
(g)	Oppenheimer Global Allocation Fund	43,579	0.03	0	0.00	0	0.00	0.03
(h)	Pacific Select Fund - PL Emerging Markets	44,047	0.03	0	0.00	0	0.00	0.03
(i)	Stichting Pensioenfonds Hoogovens Portfolio C	35,841	0.03	0	0.00	0	0.00	0.03
(j)	DNB Livsforsikring Emerging Markets II	28,290	0.02	0	0.00	0	0.00	0.02
	Sub Total	13,285,649	9.55	0	0.00	0	0.00	9.55
	Total	28,379,509	20.40	0	0.00	0	0.00	20.40

for Apollo Hospitals Enterprise Limited



S. M. Krishnan

Sr. General Manager - Finance & Company Secretary

31-Dec-2013

(l)(d) Statement showing details of locked-in shares

Sr. No.	Name of the shareholder	Number of locked-in shares	Locked-in shares as a percentage of total number of shares {i.e., Grand Total (A)+(B)+(C) indicated in Statement at para (l)(a) above}
1	Dr. Prathap C Reddy	6,366,164	4.58
	Total	6,366,164	4.58

for Apollo Hospitals Enterprise Limited



S. M. Krishnan


Sr. General Manager - Finance & Company Secretary

31-Dec-2013

(II)(a) Statement showing details of Depository Receipts (DRs)

Sr. No.	Type of Outstanding DR (ADRs, GDRs, SDRs, etc.,)	Number of outstanding DRs	Number of shares underlying outstanding DRs	Shares underlying outstanding DRs as a percentage of total number of shares {i.e., Grand Total (A)+(B)+(C) indicated in Statement at para (I)(a) above}
1	GDR	1,091,230	1,091,230	0.78
	Total	1,091,230	1,091,230	0.78

for Apollo Hospitals Enterprise Limited



S. M. Krishnan


Sr. General Manager - Finance & Company Secretary

31-Dec-2013

(II)(b) Statement showing Holding of Depository Receipts (DRs), where underlying shares held by Promoter/Promoter Group' are in excess of 1% of the total number of shares

Sr. No.	Name of the DR Holder	Type of Outstanding DR (ADRs, GDRs, SDRs, etc.,)	Number of shares underlying outstanding DRs	Shares underlying outstanding DRs as a percentage of total number of shares {i.e., Grand Total (A)+(B)+(C) indicated in Statement at para (I)(a) above}
1	Nil	Nil	Nil	Nil
	Total			

for Apollo Hospitals Enterprise Limited



S. M. Krishnan

Sr. General Manager - Finance & Company Secretary

(III)(a) Statement showing the voting pattern of shareholders, if more than one class of shares/securities is issued by the issuer.
 "Promoter and Promoter Group" Not Applicable


Category code	Category of Shareholder	Number of Voting Rights held in each class of securities			Total Voting Rights (I+IV+V)	Total Voting Rights i.e. (VI)	
		Class X (III)	Class Y (IV)	Class Z (V)		As a percentage of (A+B) (VII)	As a percentage (A+B+C) (VIII)
(I)	(II)				(VI)	(VII)	(VIII)
(A)	Shareholding of Promoter and Promoter Group ²						
(1)	Indian						
(a)	Individuals/ Hindu Undivided Family						
(b)	Central Government/ State Government(s)						
(c)	Bodies Corporate						
(d)	Financial Institutions / Banks						
(e)	Any Others(Specify)						
	Sub Total(A)(1)						
(2)	Foreign						
a	Individuals (Non-Residents Individuals/ Foreign Individuals)						
b	Bodies Corporate						
c	Institutions						
d	Any Others(Specify)						
	Sub Total(A)(2)						
	Total Shareholding of Promoter and Promoter Group (A) = (A)(1)+(A)(2)						

Nil

Category code	Category of Shareholder	Number of Voting Rights held in each class of securities			Total Voting Rights (III+IV+V)	Total Voting Rights i.e. (VI)	
		Class X (III)	Class Y (IV)	Class Z (V)		As a percentage of (A+B) (VI)	As a percentage (A+B+C) (VIII)
(B)	Public Shareholding ³						
(1)	Institutions						
(a)	Mutual Funds/ UTI						
(b)	Financial Institutions / Banks						
(c)	Central Government/ State Government(s)						
(d)	Venture Capital Funds						
(e)	Insurance Companies						
(f)	Foreign Institutional Investors						
(g)	Foreign Venture Capital Investors						
(h)	Any Other (specify)						
	Sub-Total (B)(1)						
(2)	Non-institutions						
(a)	Bodies Corporate						
(b)	Individuals						
	i. Individual shareholders holding nominal share capital up to Rs 1 lakh						
	ii. Individual shareholders holding nominal share capital in excess of Rs. 1 lakh.						
(c)	Any Other (specify)						
	Sub-Total (B)(2)						
	Total Public Shareholding (B) = (B)(1)+(B)(2)						
	TOTAL (A)+(B)						
(C)	Shares held by Custodians and against which Depository Receipts have been issued						
	GRAND TOTAL (A)+(B)+(C)						

NIL

for Apollo Hospitals Enterprises Limited



S. M. Krishnan

Sr. General Manager - Finance & Company Secretary