

AHEL / SEC / 2013

8th January 2013

The Secretary
Bombay Stock Exchange Ltd (BSE)
Phiroze Jheejheebhoy Towers,
Dalal Street,
Mumbai - 400 001.

The Secretary,
National Stock Exchange,
Exchange Plaza, 5th Floor
Plot No.C/1, 'G' Block
Bandra - Kurla Complex
Bandra (E)
Mumbai - 400 051.

The National Stock Exchange,
Isphani Centre, 2nd Floor
Door No.123-124
Nungambakkam High Road,
Nungambakkam
Chennai - 600 034.

Dear Sir/Madam,

Sub : Compliance to Clause 35 of the Listing Agreement.

With reference to above, pursuant to Clause 35 of the Listing Agreement, please find enclosed the following :-

- (i) Distribution of Shareholding for the quarter ended 31st December 2012.
- (ii) List of persons/entities holding more than 1% of the share capital.

Please note that the above details (i) & (ii) are being posted in our website.

Kindly acknowledge receipt.

Thanking you,

Yours faithfully
For APOLLO HOSPITALS ENTERPRISE LIMITED,



L. LAKSHMI NARAYANA REDDY
SR. GENERAL MANAGER - SECRETARIAL

CC :

The Secretary,
Luxembourg Stock Exchange,
B.P. 165,
L-2011 Luxembourg.

Securities and Exchange Commission
Division of Corporation Finance
Office of International Corporate Finance
450 Fifth Street, N. W.
Washington, D. C. 20549-0302

Ref : **ISIN US0376081065 - Rule 144a GDR**
ISIN US0376082055 - Reg. S GDR

File No.82-34893

IS/ISO 9001:2000

APOLLO HOSPITALS ENTERPRISE LIMITED

General Office : "Ali Towers", 11th Floor, #55, Greaves Road, Chennai - 600 006. Tel : 044 - 28290956, 28293896, 2829 3333
Extn : 6681, Telefax : 044 - 2829 0956 Email : apolloshares@vsnl.net Website : www.apollohospitals.com

Regd. Off. : 19, Bishop Gardens, Raja Annamalaipuram, Chennai - 600 028.

(1) (a) Statement Showing Shareholding Pattern

| |
|--|
| Name of the Company : Apollo Hospitals Enterprise Limited |
| Scrip Code : APOLLOHOSP / 508869 |
| Dated : 31-Dec-2012 |

| Partly paid-up shares:- | No. of Partly paid-up shares | As a % of total no. of partly paid-up Shares | As a % of total no. of shares of the company |
|--|---|--|---|
| Held by promoter/promoter group | Nil | Nil | Nil |
| Held by Public | Nil | Nil | Nil |
| Total | | | |
| Outstanding Convertible Securities:- | No. of outstanding Securities | As a % of total no. of outstanding Convertible Securities | As a % of total no. of shares of the company, assuming full conversion of the convertible securities |
| Held by promoter/promoter group | Nil | Nil | Nil |
| Held by Public | Nil | Nil | Nil |
| Total | | | |
| Warrants:- | No. of Warrants | As a % of total no. of Warrants | As a % of total no. of shares of the company, assuming full conversion of Warrants |
| Held by promoter/promoter group | Nil | Nil | Nil |
| Held by Public | Nil | Nil | Nil |
| Total | 0 | 0 | Nil |
| Total paid-up capital of the company, assuming full conversion of warrants and convertible securities | Rs. 695,625,795 - 139,125,159 equity shares of Rs.5/- each | | |

for Apollo Hospitals Enterprise Limited



S. M. Krishnan

Sr. General Manager - Projects Finance & Company Secretary

| Category code | Category of Shareholder | Number of Shareholders | Total number of shares | Number of shares held in dematerialized form | Total shareholding as a percentage of total number of shares | | Shares Pledged or otherwise encumbered | |
|---------------|---|------------------------|------------------------|--|--|----------------------------|--|--------------------------------------|
| | | | | | As a percentage of (A+B) ¹ | As a percentage of (A+B+C) | Number of shares | As a percentage (IX)=(VIII)/(IV)*100 |
| (I) | (II) | (III) | (IV) | (V) | (VI) | (VII) | (VIII) | (IX) |
| (A) | Shareholding of Promoter and Promoter Group² | | | | | | | |
| (1) | Indian | | | | | | | |
| (a) | Individuals/ Hindu Undivided Family | 22 | 23,070,530 | 23,070,530 | 17.22 | 16.58 | 6,662,172 | 28.88 |
| (b) | Central Government/ State Government(s) | | | | 0.00 | 0.00 | | |
| (c) | Bodies Corporate | 5 | 24,717,924 | 24,717,924 | 18.45 | 17.77 | 12,795,000 | 51.76 |
| (d) | Financial Institutions/ Banks | | | | 0.00 | 0.00 | | |
| (e) | Any Others(Specify) | | | | 0.00 | 0.00 | | |
| (e-i) | | | | | 0.00 | 0.00 | | |
| (e-ii) | | | | | 0.00 | 0.00 | | |
| | Sub Total(A)(1) | 27 | 47,788,454 | 47,788,454 | 35.68 | 34.35 | 19,457,172 | 40.72 |
| (2) | Foreign | | | | | | | |
| a | Individuals (Non-Residents Individuals/ Foreign Individuals) | | | | | 0.00 | | |
| b | Bodies Corporate | | | | | 0.00 | | |
| c | Institutions | | | | | 0.00 | | |
| d | Any Others(Specify) | | | | | 0.00 | | |
| d-i | | | | | | 0.00 | | |
| d-ii | | | | | | 0.00 | | |
| | Sub Total(A)(2) | 0 | 0 | 0 | 0.00 | 0.00 | 0.00 | 0.00 |
| | Total Shareholding of Promoter and Promoter Group (A)= (A)(1)+(A)(2) | 27 | 47,788,454 | 47,788,454 | 35.68 | 34.35 | 19,457,172 | 40.72 |

| Category code | Category of Shareholder (II) | Number of Shareholders (III) | Total number of shares (IV) | Number of shares held in dematerialized form (V) | Total shareholding as a percentage of total number of shares | | | Shares Pledged or otherwise encumbered | |
|---------------|--|---------------------------------|--------------------------------|---|--|-------------------------------------|----------------------------|---|----|
| | | | | | As a percentage of (A+B) ¹ (VI) | As a percentage of (A+B+C) (VII) | Number of shares (VIII) | As a percentage (IX)=(VIII)/(IV)* 100 | |
| (B) | Public Shareholding³ | | | | | | | NA | NA |
| (1) | Institutions | | | | | | | NA | NA |
| (a) | Mutual Funds/ UTI | 31 | 2,213,286 | 2,213,286 | 1.65 | 1.59 | | | |
| (b) | Financial Institutions / Banks | 10 | 8,768 | 4,872 | 0.01 | 0.01 | | | |
| (c) | Central Government / State Government(s) | 1 | 323,708 | 323,708 | 0.24 | 0.23 | | | |
| (d) | Venture Capital Funds | | | | 0.00 | 0.00 | | | |
| (e) | Insurance Companies | 4 | 977,547 | 977,547 | 0.73 | 0.70 | | | |
| (f) | Foreign Institutional Investors | 224 | 53,261,911 | 53,261,911 | 39.76 | 38.28 | | | |
| (g) | Foreign Venture Capital Investors | | | | 0.00 | 0.00 | | | |
| (h) | Any Other (specify) | | | | 0.00 | 0.00 | | | |
| | Sub-Total (B)(1) | 270 | 56,785,220 | 56,781,324 | 42.39 | 40.82 | | | |
| (2) | Non-institutions | | | | | | | NA | NA |
| (a) | Bodies Corporate | 779 | 1,867,689 | 1,801,839 | 1.39 | 1.34 | | | |
| (b) | Individuals | | | | | | | | |
| | i. Individual shareholders holding nominal share capital up to Rs 1 lakh | 33,743 | 7,187,471 | 4,441,870 | 5.37 | 5.17 | | | |
| | ii. Individual shareholders holding nominal share capital in excess of Rs. 1 lakh. | 11 | 312,966 | 186,316 | 0.23 | 0.22 | | | |
| (c) | Any Other (specify) | | | | | | | | |
| (c-i) | Trusts | 15 | 119,970 | 2,260 | 0.09 | 0.09 | | | |
| (c-ii) | Directors & their Relatives | 6 | 91,606 | 91,606 | 0.07 | 0.07 | | | |
| (c-iii) | Non Resident Indians | 1,122 | 1,865,074 | 362,154 | 1.39 | 1.34 | | | |
| (c-iv) | Overseas Corporate Bodies | 1 | 16,199 | 16,199 | 0.01 | 0.01 | | | |
| (c-v) | Clearing Member | 129 | 161,234 | 161,234 | 0.12 | 0.12 | | | |
| (c-vi) | Hindu Undivided Families | 442 | 133,338 | 133,338 | 0.10 | 0.10 | | | |
| (c-vii) | Foreign Corporate Bodies | 5 | 17,621,269 | 17,621,269 | 13.16 | 12.67 | | | |
| | Sub-Total (B)(2) | 36,253 | 29,376,816 | 24,818,085 | 21.93 | 21.12 | | | |
| | Total Public Shareholding (B)= (B)(1)+(B)(2) | 36,523 | 86,162,036 | 81,599,409 | 64.32 | 61.93 | | NA | NA |
| | TOTAL (A)+(B) | 36,550 | 133,950,490 | 129,387,863 | 100 | 96.28 | | | |

| Category code | Category of Shareholder | Number of Shareholders | Total number of shares | Number of shares held in dematerialized form | Total shareholding as a percentage of total number of shares | | | Shares Pledged or otherwise encumbered | |
|---------------|--|------------------------|------------------------|--|--|----------------------------|--|--|-----------------|
| | | | | | As a percentage of (A+B) ¹ | As a percentage of (A+B+C) | As a percentage of (IX)=(VIII)/(IV)* 100 | Number of shares | As a percentage |
| (I) | (II) | (III) | (IV) | (V) | (VI) | (VII) | (VIII) | (IX) | |
| (C) | Shares held by Custodians and against which Depository Receipts have been issued | | | | | | | | |
| (1) | Promoter and Promoter Group | Nil | Nil | Nil | Nil | Nil | NA | NA | |
| (2) | Public | 2 | 5,174,669 | 5,174,669 | NA | 3.72 | NA | NA | |
| | Total Public Shareholding (C)= | 2 | 5,174,669 | 5,174,669 | NA | 3.72 | NA | NA | |
| | GRAND TOTAL (A)+(B)+(C) | 36,552 | 139,125,159 | 134,562,532 | NA | 100.00 | | | |

for Apollo Hospitals Enterprise Limited



S. M. Krishnan

Sr. General Manager - Projects Finance & Company Secretary

(I)(b) Statement showing holding of securities (including shares, warrants, convertible securities) of persons belonging to the category "Promoter and Promoter Group"

| Sr. No. | Name of the shareholder (II) | Details of shares held | | Encumbered shares | | | Details of warrants | | Details of convertible securities | | Total shaers (including underlying shares assuming full conversion of warrants and convertible securities) as a % of diluted share capital (XII) | |
|---------|----------------------------------|-----------------------------|---|-------------------|--|---|-----------------------------------|---|--|---|---|--------------|
| | | No. of Shares held (III) | As a % of grand total (A)+(B)+(C) (IV) | Number (V) | As a percentage (VI)=(V)/(III)*100 (VII) | As a % of grand total (A)+(B)+(C) of sub-clause (I)(e) (VII) | Number of warrants held (VIII) | As a % total number of warrants of the same class (IX) | Number of convertible securities held (X) | As a % total number of convertible securities of the same class (XI) | | |
| 1 | Dr. Prathap C Reddy | 7,045,464 | 5.06 | 0 | 0.00 | 0 | 0.00 | 0 | 0.00 | 0 | 0.00 | 5.06 |
| 2 | Ms. Sucharitha P Reddy | 919,800 | 0.66 | 0 | 0.00 | 0 | 0.00 | 0 | 0.00 | 0 | 0.00 | 0.66 |
| 3 | Ms. Preetha Reddy | 2,193,915 | 1.58 | 1,650,000 | 75.21 | 0 | 0.00 | 0 | 0.00 | 0 | 0.00 | 1.58 |
| 4 | Ms. Suneeta Reddy | 3,001,590 | 2.16 | 2,829,000 | 94.25 | 0 | 0.00 | 0 | 0.00 | 0 | 0.00 | 2.16 |
| 5 | Ms. Shobana Kamineni | 2,189,952 | 1.57 | 2,183,172 | 99.69 | 0 | 0.00 | 0 | 0.00 | 0 | 0.00 | 1.57 |
| 6 | Ms. Sangita Reddy | 3,382,508 | 2.43 | 0 | 0.00 | 0 | 0.00 | 0 | 0.00 | 0 | 0.00 | 2.43 |
| 7 | Mr. Karthik Anand | 220,600 | 0.16 | 0 | 0.00 | 0 | 0.00 | 0 | 0.00 | 0 | 0.00 | 0.16 |
| 8 | Mr. Harshad Reddy | 210,200 | 0.15 | 0 | 0.00 | 0 | 0.00 | 0 | 0.00 | 0 | 0.00 | 0.15 |
| 9 | Ms. Sindoori Reddy | 517,600 | 0.37 | 0 | 0.00 | 0 | 0.00 | 0 | 0.00 | 0 | 0.00 | 0.37 |
| 10 | Mr. Aditya Reddy | 210,200 | 0.15 | 0 | 0.00 | 0 | 0.00 | 0 | 0.00 | 0 | 0.00 | 0.15 |
| 11 | Ms. UpAsana Kamineni | 267,276 | 0.19 | 0 | 0.00 | 0 | 0.00 | 0 | 0.00 | 0 | 0.00 | 0.19 |
| 12 | Mr. Puansh Kamineni | 212,200 | 0.15 | 0 | 0.00 | 0 | 0.00 | 0 | 0.00 | 0 | 0.00 | 0.15 |
| 13 | Ms. Anuspala Kamineni | 259,174 | 0.19 | 0 | 0.00 | 0 | 0.00 | 0 | 0.00 | 0 | 0.00 | 0.19 |
| 14 | Mr. Konda Anindith Reddy | 230,200 | 0.17 | 0 | 0.00 | 0 | 0.00 | 0 | 0.00 | 0 | 0.00 | 0.17 |
| 15 | Mr. Konda Vishwajit Reddy | 222,300 | 0.16 | 0 | 0.00 | 0 | 0.00 | 0 | 0.00 | 0 | 0.00 | 0.16 |
| 16 | Mr. Konda Viraj Madhav Reddy | 168,224 | 0.12 | 0 | 0.00 | 0 | 0.00 | 0 | 0.00 | 0 | 0.00 | 0.12 |
| 17 | Mr. P Obul Reddy | 18,000 | 0.01 | 0 | 0.00 | 0 | 0.00 | 0 | 0.00 | 0 | 0.00 | 0.01 |
| 18 | Mr. Vijay Kumar Reddy | 223,957 | 0.16 | 0 | 0.00 | 0 | 0.00 | 0 | 0.00 | 0 | 0.00 | 0.16 |
| 19 | Mr. Anil Kamineni | 20 | 0.00 | 0 | 0.00 | 0 | 0.00 | 0 | 0.00 | 0 | 0.00 | 0.00 |
| 20 | Mr. K Vishweshwar Reddy | 1,577,350 | 1.13 | 0 | 0.00 | 0 | 0.00 | 0 | 0.00 | 0 | 0.00 | 1.13 |
| 21 | PCR Investments Ltd | 24,703,124 | 17.76 | 12,795,000 | 51.80 | 0 | 0.00 | 0 | 0.00 | 0 | 0.00 | 17.76 |
| 22 | Obul Reddy Investments Ltd | 11,200 | 0.01 | 0 | 0.00 | 0 | 0.00 | 0 | 0.00 | 0 | 0.00 | 0.01 |
| 23 | Indian Hospitals Corporation Ltd | 3,600 | 0.00 | 0 | 0.00 | 0 | 0.00 | 0 | 0.00 | 0 | 0.00 | 0.00 |
| | Total | 47,788,454 | 34.35 | 19,457,172 | 40.72 | 0 | 13.99 | 0 | 0.00 | 0 | 0.00 | 34.35 |

for Apollo Hospitals Enterprise Limited

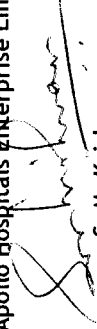
S. M. Krishnan

Sr. General Manager - Projects Finance & Company Secretary

(l)(c)(i) Statement showing holding of securities (including shares, warrants, convertible securities) of persons belonging to the category "Public" and holding more than 1% of the total number of shares

| Sr. No. | Name of the shareholder | Number of shares | Shares as a percentage of total number of shares [i.e., Grand Total (A)+(B)+(C) indicated in Statement at para (l)(a) above] | Details of warrants | | Details of convertible | | Total shaers (including underlying shares assuming full conversion of warrants and convertible securities) as a % of diluted share capital |
|---------|--|-------------------|--|-------------------------|---|---------------------------------------|--|--|
| | | | | Number of warrants held | As a % total number of warrants of the same class | Number of convertible securities held | % w.r.t total number of convertible securities of the same class | |
| 1 | Apax Partners Europe Managers Limited A/c HSTN Acquisition (FI) Limited | 13,446,657 | 9.67 | 0 | 0.00 | 0 | 0.00 | 9.67 |
| 2 | Integrated (Mauritius) Healthcare Holdings Limited | 11,000,000 | 7.91 | 0 | 0.00 | 0 | 0.00 | 7.91 |
| 3 | Integrated (Mauritius) Healthcare Holdings Limited | 4,093,860 | 2.94 | 0 | 0.00 | 0 | 0.00 | 2.94 |
| 4 | BNY Mellon Investment funds Newton Oriental Fund | 3,250,000 | 2.34 | 0 | 0.00 | 0 | 0.00 | 2.34 |
| 5 | International Finance Corporation | 2,522,661 | 1.81 | 0 | 0.00 | 0 | 0.00 | 1.81 |
| 6 | Emerging Markets Growth Fund INC | 2,445,932 | 1.76 | 0 | 0.00 | 0 | 0.00 | 1.76 |
| 7 | Munchener Ruckversicherungsgesellschaft Aktiengesellschaft in Munchen | 2,397,380 | 1.72 | 0 | 0.00 | 0 | 0.00 | 1.72 |
| 8 | Schroder International Selection Fund Asian Total Return | 1,580,998 | 1.14 | 0 | 0.00 | 0 | 0.00 | 1.14 |
| 9 | Fidelity Investment Trust - Fidelity Diversified International Fund | 1,559,765 | 1.12 | 0 | 0.00 | 0 | 0.00 | 1.12 |
| 10 | Citigroup Global Markets Mauritius Private Limited | 1,532,929 | 1.10 | 0 | 0.00 | 0 | 0.00 | 1.10 |
| | Total | 43,830,182 | 31.50 | 0 | 0.00 | 0 | 0.00 | 31.50 |

for Apollo Hospitals Enterprise Limited



S. M. Krishnan

Sr. General Manager - Projects Finance & Company Secretary

(l)(c)(ii) Statement showing holding of securities (including shares, warrants, convertible securities) of persons (together with PAC) belonging to the category "Public" and holding more than 5% of the total number of shares of the company

| Sr. No. | Name of the shareholder | Number of shares | Shares as a percentage of total number of shares [i.e., Grand Total (A)+(B)+(C) indicated in Statement at para (l)(a) above] | Details of warrants | | Details of convertible | | Total shaers (including underlying shares assuming full conversion of warrants and convertible securities) as a % of diluted share capital |
|---------|--|-------------------|--|-------------------------|---|---------------------------------------|--|--|
| | | | | Number of warrants held | As a % total number of warrants of the same class | Number of convertible securities held | % w.r.t total number of convertible securities of the same class | |
| 1 | Apax Partners Europe Managers Limited A/c HSTN Acquisition (FI) Limited | 13,446,657 | 9.67 | 0 | 0.00 | 0 | 0.00 | 9.67 |
| | Sub Total | 13,446,657 | 9.67 | 0 | 0.00 | 0 | 0.00 | 9.67 |
| 2 | Integrated (Mauritius) Healthcare Holdings Limited | 11,000,000 | 7.91 | 0 | 0.00 | 0 | 0.00 | 7.91 |
| 3 | Integrated (Mauritius) Healthcare Holdings Limited | 4,093,860 | 2.94 | 0 | 0.00 | 0 | 0.00 | 2.94 |
| | Sub Total | 15,093,860 | 10.85 | 0 | 0.00 | 0 | 0.00 | 10.85 |
| | Total | 28,540,517 | 20.51 | 0 | 0.00 | 0 | 0.00 | 20.51 |

for Apollo Hospitals Enterprise Limited



S. M. Krishnan

Sr. General Manager - Projects Finance & Company Secretary

31-Dec-2012

(l)(d) Statement showing details of locked-in shares

| Sr. No. | Name of the shareholder | Number of locked-in shares | Locked-in shares as a percentage of total number of shares {i.e., Grand Total (A)+(B)+(C) indicated in Statement at para (l)(a) above} |
|---------|-------------------------|----------------------------|--|
| 1 | Dr. Prathap C Reddy | 6,366,164 | 4.58 |
| | Total | 6,366,164 | 4.58 |

for Apollo Hospitals Enterprise Limited



S. M. Krishnan


Sr. General Manager - Projects Finance & Company Secretary

31-Dec-2012

(II)(a) Statement showing details of Depository Receipts (DRs)

| Sr. No. | Type of Outstanding DR (ADRs, GDRs, SDRs, etc.,) | Number of outstanding DRs | Number of shares underlying outstanding DRs | Shares underlying outstanding DRs as a percentage of total number of shares {i.e., Grand Total (A)+(B)+(C) indicated in Statement at para (I)(a) above} |
|---------|--|---------------------------|---|---|
| 1 | GDR | 5,174,669 | 5,174,669 | 3.72 |
| | Total | 5,174,669 | 5,174,669 | 3.72 |

for Apollo Hospitals Enterprise Limited



S. M. Krishnan


Sr. General Manager - Projects Finance & Company Secretary

31-Dec-2012

(II)(b) Statement showing Holding of Depository Receipts (DRs), where underlying shares held by Promoter/Promoter Group' are in excess of 1% of the total number of shares

| Sr. No. | Name of the DR Holder | Type of Outstanding DR (ADRs, GDRs, SDRs, etc.,) | Number of shares underlying outstanding DRs | Shares underlying outstanding DRs as a percentage of total number of shares {i.e., Grand Total (A)+(B)+(C) indicated in Statement at para (I)(a) above} |
|---------|-----------------------|--|---|---|
| 1 | Nil | Nil | Nil | Nil |
| | Total | | | |

for Apollo Hospitals Enterprise Limited



S. M. Krishnan

Sr. General Manager - Projects Finance & Company Secretary

(III)(a) Statement showing the voting pattern of shareholders, if more than one class of shares/securities is issued by the issuer.
“Promoter and Promoter Group” Not Applicable

| Category code | Category of Shareholder | Number of Voting Rights held in each class of securities | | | Total Voting Rights (III+IV+V) | Total Voting Rights i.e.(VI) | |
|---------------|--|--|-----------------|----------------|--------------------------------|-----------------------------------|-----------------------------------|
| | | Class X (III) | Class Y (IV) | Class Z (V) | | As a percentage of (A+B) (VII) | As a percentage (A+B+C) (VIII) |
| (A) | (II) Shareholding of Promoter and Promoter Group ² | | | | (VI) | | |
| (1) | Indian | | | | | | |
| (a) | Individuals / Hindu Undivided Family | | | | | | |
| (b) | Central Government / State Government(s) | | | | | | |
| (c) | Bodies Corporate | | | | | | |
| (d) | Financial Institutions / Banks | | | | | | |
| (e) | Any Others(Specify) | | | | | | |
| | Sub Total(A)(1) | | | | | | |
| (2) | Foreign | | | | | | |
| a | Individuals (Non-Residents Individuals / Foreign Individuals) | | | | | | |
| b | Bodies Corporate | | | | | | |
| c | Institutions | | | | | | |
| d | Any Others(Specify) | | | | | | |
| | Sub Total(A)(2) | | | | | | |
| | Total Shareholding of Promoter and Promoter Group (A)= (A)(1)+(A)(2) | | | | | | |

NIL

| Category code | Category of Shareholder | Number of Voting Rights held in each class of securities | | | Total Voting Rights (III+IV+V) | Total Voting Rights i.e. (VI) | |
|---------------|--|--|-----------------|----------------|--------------------------------|-----------------------------------|-----------------------------------|
| | | Class X (III) | Class Y (IV) | Class Z (V) | | As a percentage of (A+B) (VII) | As a percentage (A+B+C) (VIII) |
| (i) | (ii) | | | | (VI) | | |
| (B) | Public Shareholding ³ | | | | | | |
| (1) | Institutions | | | | | | |
| (a) | Mutual Funds/ UTI | | | | | | |
| (b) | Financial Institutions / Banks | | | | | | |
| (c) | Central Government/ State Government(s) | | | | | | |
| (d) | Venture Capital Funds | | | | | | |
| (e) | Insurance Companies | | | | | | |
| (f) | Foreign Institutional Investors | | | | | | |
| (g) | Foreign Venture Capital Investors | | | | | | |
| (h) | Any Other (specify) | | | | | | |
| | Sub-Total (B)(1) | | | | | | |
| (2) | Non-institutions | | | | | | |
| (a) | Bodies Corporate | | | | | | |
| (b) | Individuals | | | | | | |
| | i. Individual shareholders holding nominal share capital up to Rs 1 lakh | | | | | | |
| | ii. Individual shareholders holding nominal share capital in excess of Rs. 1 lakh. | | | | | | |
| (c) | Any Other (specify) | | | | | | |
| | Sub-Total (B)(2) | | | | | | |
| | Total Public Shareholding (B)= (B)(1)+(B)(2) | | | | | | |
| | TOTAL (A)+(B) | | | | | | |
| (C) | Shares held by Custodians and against which Depository Receipts have been issued | | | | | | |
| | GRAND TOTAL (A)+(B)+(C) | | | | | | |

NIL

for Apollo Hospitals Enterprise Limited



S. M. Krishnan

Sr. General Manager - Projects Finance & Company Secretary