

AHEL / SEC / 2013

7th October 2013

The Secretary
Bombay Stock Exchange Ltd (BSE)
Phiroze Jheejheebhoy Towers,
Dalal Street,
Mumbai - 400 001.

The Secretary,
National Stock Exchange,
Exchange Plaza, 5th Floor
Plot No.C/1, 'G' Block
Bandra - Kuria Complex
Bandra (E)
Mumbai - 400 051.

The National Stock Exchange,
Isphani Centre, 2nd Floor
Door No.123-124
Nungambakkam High Road,
Nungambakkam
Chennai - 600 034.

Dear Sir/Madam,

Sub : Compliance to Clause 35 of the Listing Agreement.

With reference to above, pursuant to Clause 35 of the Listing Agreement, please find enclosed the following :-

- (i) Distribution of Shareholding for the quarter ended 30th September 2013.
- (ii) List of persons/entities holding more than 1% of the share capital.

Please note that the above details (i) & (ii) are being posted in our website.

Kindly acknowledge receipt.

Thanking you,

Yours faithfully
For APOLLO HOSPITALS ENTERPRISE LIMITED.



L. LAKSHMI NARAYANA REDDY
SR. GENERAL MANAGER - SECRETARIAL

CC :

The Secretary,
Luxembourg Stock Exchange,
B.P. 165,
L-2011 Luxembourg.

Securities and Exchange Commission
Division of Corporation Finance
Office of International Corporate Finance
450 11th Street, N. W.
Washington, D. C. 20549-0302

Ref : ISIN US0376081065 - Rule 144S - DR
ISIN US0376082055 - Reg. S

File No.82-34893

APOLLO HOSPITALS ENTERPRISE LIMITED

General Office : "Ali Towers", IIIrd Floor, #55, Greams Road, Chennai - 600 006. Tel : 044 - 28290956, 28293896, 2829 3333
Extn : 6681, Telefax : 044 - 2829 0956 Email : apolloshares@vsnl.net Website : www.apollohospitals.com

Regd. Off. : 19, Bishop Gardens, Raja Annamalaipuram, Chennai - 600 028.

(1) (a) Statement Showing Shareholding Pattern

| |
|---|
| Name of the Company : Apollo Hospitals Enterprise Limited |
| Scrp Code : APOLLOHOSP / 508869 |
| Dated : 30-Sep-2013 |

| Partly paid-up shares:- | No. of Partly paid-up shares | As a % of total no. of partly paid-up Shares | As a % of total no. of shares of the company |
|---|--|---|--|
| Held by promoter/promoter group | Nil | Nil | Nil |
| Held by Public | Nil | Nil | Nil |
| Total | | | |
| Outstanding Convertible Securities:- | No. of outstanding Securities | As a % of total no. of outstanding Convertible Securities | As a % of total no. of shares of the company, assuming full conversion of the convertible securities |
| Held by promoter/promoter group | Nil | Nil | Nil |
| Held by Public | Nil | Nil | Nil |
| Total | | | |
| Warrants:- | No. of Warrants | As a % of total no. of Warrants | As a % of total no. of shares of the company, assuming full conversion of Warrants |
| Held by promoter/promoter group | Nil | Nil | Nil |
| Held by Public | Nil | Nil | Nil |
| Total | 0 | 0 | Nil |
| Total paid-up capital of the company, assuming full conversion of warrants and convertible securities | Rs. 695,625,795 - 139,125,159 equity shares of Rs.5/- each | | |

for Apollo Hospitals Enterprise Limited



S. M. Krishnan

Sr. General Manager - Finance & Company Secretary

| Category code | Category of Shareholder (II) | Number of Shareholders (III) | Total number of shares (IV) | Number of shares held in dematerialized form (V) | Total shareholding as a percentage of total number of shares | | Shares Pledged or otherwise encumbered | |
|---------------|---|---------------------------------|--------------------------------|---|--|-------------------------------------|--|---|
| | | | | | As a percentage of (A+B) ¹ (VI) | As a percentage of (A+B+C) (VII) | Number of shares (VIII) | As a percentage (IX)=(VIII)/(IV)* 100 |
| (A) | Shareholding of Promoter and Promoter Group ² | | | | | | | |
| (1) | Indian | | | | | | | |
| (a) | Individuals/ Hindu Undivided Family | 25 | 22,150,530 | 22,150,530 | 16.05 | 15.92 | 6,662,172 | 30.08 |
| (b) | Central Government/ State Government(s) | | | | 0.00 | 0.00 | | |
| (c) | Bodies Corporate | 5 | 25,637,924 | 25,637,924 | 18.57 | 18.43 | 19,905,000 | 77.64 |
| (d) | Financial Institutions/ Banks | | | | 0.00 | 0.00 | | |
| (e) | Any Others(Specify) | | | | 0.00 | 0.00 | | |
| (e-i) | | | | | 0.00 | 0.00 | | |
| (e-ii) | | | | | 0.00 | 0.00 | | |
| | Sub Total(A)(1) | 30 | 47,788,454 | 47,788,454 | 34.62 | 34.35 | 26,567,172 | 55.59 |
| (2) | Foreign | | | | | | | |
| a | Individuals (Non-Residents Individuals/ Foreign Individuals) | | | | 0.00 | 0.00 | | |
| b | Bodies Corporate | | | | 0.00 | 0.00 | | |
| c | Institutions | | | | 0.00 | 0.00 | | |
| d | Any Others(Specify) | | | | 0.00 | 0.00 | | |
| d-i | | | | | 0.00 | 0.00 | | |
| d-ii | | | | | 0.00 | 0.00 | | |
| | Sub Total(A)(2) | 0 | 0 | 0 | 0.00 | 0.00 | 0.00 | 0.00 |
| | Total Shareholding of Promoter and Promoter Group (A)= (A)(1)+(A)(2) | 30 | 47,788,454 | 47,788,454 | 34.62 | 34.35 | 26,567,172 | 55.59 |

| Category code | Category of Shareholder (II) | Number of Shareholders (III) | Total number of shares (IV) | Number of shares held in dematerialized form (V) | Total shareholding as a percentage of total number of shares | | Shares Pledged or otherwise encumbered | | |
|---------------|--|---------------------------------|--------------------------------|---|--|-------------------------------------|--|---|--|
| | | | | | As a percentage of (A+B) ¹ (VI) | As a percentage of (A+B+C) (VII) | Number of shares (VIII) | As a percentage (IX)=(VIII)/(IV)* 100 | |
| (B) | Public Shareholding³ | | | | | | | | |
| (1) | Institutions | 32 | 1,710,552 | 1,710,552 | 1.24 | 1.23 | NA | NA | |
| (a) | Mutual Funds/ UTI | 9 | 5,479 | 1,583 | 0.00 | 0.00 | NA | NA | |
| (b) | Financial Institutions / Banks | 1 | 323,708 | 323,708 | 0.23 | 0.23 | | | |
| (c) | Central Government/ State Government(s) | | | | 0.00 | 0.00 | | | |
| (d) | Venture Capital Funds | 3 | 2,512,882 | 2,512,882 | 1.82 | 1.81 | | | |
| (e) | Insurance Companies | 337 | 58,526,502 | 58,526,502 | 42.40 | 42.07 | | | |
| (f) | Foreign Institutional Investors | | | | 0.00 | 0.00 | | | |
| (g) | Foreign Venture Capital Investors | | | | 0.00 | 0.00 | | | |
| (h) | Any Other (specify) | | | | 45.70 | 45.34 | | | |
| | Sub-Total (B)(1) | 382 | 63,079,123 | 63,075,227 | | | NA | NA | |
| (2) | Non-institutions | | | | | | | | |
| (a) | Bodies Corporate | 630 | 1,445,003 | 1,379,803 | 1.05 | 1.04 | | | |
| (b) | Individuals | | | | | | | | |
| | i. Individual shareholders holding nominal share capital up to Rs 1 lakh | 31,808 | 6,805,668 | 4,156,176 | 4.93 | 4.89 | | | |
| | ii. Individual shareholders holding nominal share capital in excess of Rs. 1 lakh. | 10 | 294,918 | 168,268 | 0.21 | 0.21 | | | |
| (c) | Any Other (specify) | | | | | | | | |
| (c-i) | Trusts | 13 | 117,970 | 260 | 0.09 | 0.08 | | | |
| (c-ii) | Directors & their Relatives | 6 | 91,606 | 91,606 | -0.07 | 0.07 | | | |
| (c-iii) | Foreign Nationals | 1 | 300 | 300 | 0.00 | 0.00 | | | |
| (c-iv) | Non Resident Indians | 1,144 | 1,808,556 | 373,334 | 1.31 | 1.30 | | | |
| (c-v) | Overseas Corporate Bodies | 1 | 16,199 | 16,199 | 0.01 | 0.01 | | | |
| (c-vi) | Clearing Member | 194 | 57,125 | 57,125 | 0.04 | 0.04 | | | |
| (c-vii) | Hindu Undivided Families | 415 | 122,211 | 122,211 | 0.09 | 0.09 | | | |
| (c-viii) | Foreign Corporate Bodies | 4 | 16,401,468 | 16,401,468 | 11.88 | 11.79 | | | |
| | Sub-Total (B)(2) | 34,226 | 27,161,024 | 22,766,750 | 19.68 | 19.52 | | | |
| | Total Public Shareholding (B)= (B)(1)+(B)(2) | 34,608 | 90,240,147 | 85,841,977 | 65.38 | 64.86 | NA | NA | |
| | TOTAL (A)+(B) | 34,638 | 138,028,601 | 133,630,431 | 100 | 99.21 | | | |

| Category code | Category of Shareholder | Number of Shareholders | Total number of shares | Number of shares held in dematerialized form | Total shareholding as a percentage of total number of shares | | Shares Pledged or otherwise encumbered | |
|---------------|--|------------------------|------------------------|--|--|----------------------------------|--|---------------------------------------|
| | | | | | As a percentage of (A+B) ¹ (VI) | As a percentage of (A+B+C) (VII) | Number of shares (VIII) | As a percentage (IX)=(VIII)/(IV)* 100 |
| (I) | (II) | (III) | (IV) | (V) | (VI) | (VII) | (VIII) | (IX)=(VIII)/(IV)* 100 |
| (C) | Shares held by Custodians and against which Depository Receipts have been issued | | | | | | | |
| (1) | Promoter and Promoter Group | Nil | Nil | Nil | Nil | Nil | NA | NA |
| (2) | Public | 1 | 1,096,558 | 1,096,558 | NA | 0.79 | NA | NA |
| | Total Public Shareholding (C)= | 1 | 1,096,558 | 1,096,558 | NA | 0.79 | NA | NA |
| | (C)(1)+(C)(2) | 34,639 | 139,125,159 | 134,726,989 | NA | 100.00 | | |
| | GRAND TOTAL (A)+(B)+(C) | | | | | | | |

for Apollo Hospitals Enterprise Limited



S. M. Krishnan

Sr. General Manager - Finance & Company Secretary

(I)(b) Statement showing holding of securities (including shares, warrants, convertible securities) of persons belonging to the category "Promoter and Promoter Group"

| Sr. No. | Name of the shareholder (II) | Details of shares held | | Encumbered shares | | | Details of warrants | | | Details of convertible securities | | Total shares (including underlying shares assuming full conversion of warrants and convertible securities) as a % of diluted share capital (XII) |
|---------|----------------------------------|--------------------------|--|-------------------|------------------------------------|--|--------------------------------|--|---|--|------|--|
| | | No. of Shares held (III) | As a % of grand total (A)+(B)+(C) (IV) | Number (V) | As a percentage (VI)=(V)/(III)*100 | As a % of grand total (A)+(B)+(C) of sub-clause (I)(a) (VII) | Number of warrants held (VIII) | As a % total number of warrants of the same class (IX) | Number of convertible securities held (X) | As a % total number of convertible securities of the same class (XI) | | |
| 1 | Dr. Prathap C Reddy | 7,045,464 | 5.06 | 0 | 0.00 | 0.00 | 0 | 0.00 | 0 | 0.00 | 0.00 | 5.06 |
| 2 | Ms. Sucharitha P Reddy | 919,800 | 0.66 | 0 | 0.00 | 0.00 | 0 | 0.00 | 0 | 0.00 | 0.00 | 0.66 |
| 3 | Ms. Preetha Reddy | 2,193,915 | 1.58 | 1,650,000 | 75.21 | 1.19 | 0 | 0.00 | 0 | 0.00 | 0.00 | 1.58 |
| 4 | Ms. Suneeta Reddy | 3,001,590 | 2.16 | 2,829,000 | 94.25 | 2.03 | 0 | 0.00 | 0 | 0.00 | 0.00 | 2.16 |
| 5 | Ms. Shobana Kamineni | 2,189,952 | 1.57 | 2,183,172 | 99.69 | 1.57 | 0 | 0.00 | 0 | 0.00 | 0.00 | 1.57 |
| 6 | Ms. Sangita Reddy | 2,462,508 | 1.77 | 0 | 0.00 | 0.00 | 0 | 0.00 | 0 | 0.00 | 0.00 | 1.77 |
| 7 | Mr. Karthik Anand | 220,600 | 0.16 | 0 | 0.00 | 0.00 | 0 | 0.00 | 0 | 0.00 | 0.00 | 0.16 |
| 8 | Mr. Harshad Reddy | 210,200 | 0.15 | 0 | 0.00 | 0.00 | 0 | 0.00 | 0 | 0.00 | 0.00 | 0.15 |
| 9 | Ms. Sindoori Reddy | 517,600 | 0.37 | 0 | 0.00 | 0.00 | 0 | 0.00 | 0 | 0.00 | 0.00 | 0.37 |
| 10 | Mr. Aditya Reddy | 210,200 | 0.15 | 0 | 0.00 | 0.00 | 0 | 0.00 | 0 | 0.00 | 0.00 | 0.15 |
| 11 | Ms. Upasana Kamineni | 267,276 | 0.19 | 0 | 0.00 | 0.00 | 0 | 0.00 | 0 | 0.00 | 0.00 | 0.19 |
| 12 | Mr. Puanish Kamineni | 212,200 | 0.15 | 0 | 0.00 | 0.00 | 0 | 0.00 | 0 | 0.00 | 0.00 | 0.15 |
| 13 | Ms. Anuspala Kamineni | 259,174 | 0.19 | 0 | 0.00 | 0.00 | 0 | 0.00 | 0 | 0.00 | 0.00 | 0.19 |
| 14 | Mr. Konda Anindith Reddy | 230,200 | 0.17 | 0 | 0.00 | 0.00 | 0 | 0.00 | 0 | 0.00 | 0.00 | 0.17 |
| 15 | Mr. Konda Vishwajit Reddy | 222,300 | 0.16 | 0 | 0.00 | 0.00 | 0 | 0.00 | 0 | 0.00 | 0.00 | 0.16 |
| 16 | Mr. Konda Viraj Madhav Reddy | 168,224 | 0.12 | 0 | 0.00 | 0.00 | 0 | 0.00 | 0 | 0.00 | 0.00 | 0.12 |
| 17 | Mr. P Obul Reddy | 18,000 | 0.01 | 0 | 0.00 | 0.00 | 0 | 0.00 | 0 | 0.00 | 0.00 | 0.01 |
| 18 | Mr. Vijay Kumar Reddy | 223,957 | 0.16 | 0 | 0.00 | 0.00 | 0 | 0.00 | 0 | 0.00 | 0.00 | 0.16 |
| 19 | Mr. Anil Kamineni | 20 | 0.00 | 0 | 0.00 | 0.00 | 0 | 0.00 | 0 | 0.00 | 0.00 | 0.00 |
| 20 | Mr. K Vishweshwar Reddy | 1,577,350 | 1.13 | 0 | 0.00 | 0.00 | 0 | 0.00 | 0 | 0.00 | 0.00 | 1.13 |
| 21 | PCR Investments Ltd | 25,623,124 | 18.42 | 19,905,000 | 77.68 | 14.31 | 0 | 0.00 | 0 | 0.00 | 0.00 | 18.42 |
| 22 | Obul Reddy Investments Ltd | 11,200 | 0.01 | 0 | 0.00 | 0.00 | 0 | 0.00 | 0 | 0.00 | 0.00 | 0.01 |
| 23 | Indian Hospitals Corporation Ltd | 3,600 | 0.00 | 0 | 0.00 | 0.00 | 0 | 0.00 | 0 | 0.00 | 0.00 | 0.00 |
| | Total | 47,788,454 | 34.35 | 26,567,172 | 55.59 | 19.10 | 0 | 0.00 | 0 | 0.00 | 0.00 | 34.35 |

for Apollo Hospitals Enterprise Limited



S. M. Krishnan

Sr. General Manager - Finance & Company Secretary

(l)(c)(i) Statement showing holding of securities (including shares, warrants, convertible securities) of persons belonging to the category "Public" and holding more than 1% of the total number of shares

| Sr. No. | Name of the shareholder | Number of shares | Shares as a percentage of total number of shares [i.e., Grand Total (A)+(B)+(C) indicated in Statement at para (l)(a) above] | Details of warrants | | Details of convertible | | Total shares (including underlying shares of warrants and convertible securities) as a % of diluted share capital |
|---------|---|------------------|--|-------------------------|---|---------------------------------------|--|---|
| | | | | Number of warrants held | As a % total number of warrants of the same class | Number of convertible securities held | % w.r.t total number of convertible securities of the same class | |
| 1 | Oppenheimer Developing Markets Fund | 11,266,539 | 8.10 | 0 | 0.00 | 0 | 0.00 | 8.10 |
| 2 | Integrated (Mauritius) Healthcare Holdings Limited | 11,000,000 | 7.91 | 0 | 0.00 | 0 | 0.00 | 7.91 |
| 3 | Integrated (Mauritius) Healthcare Holdings Limited | 4,093,860 | 2.94 | 0 | 0.00 | 0 | 0.00 | 2.94 |
| 4 | Fidelity Investment Trust - Fidelity Diversified International Fund | 2,493,661 | 1.79 | 0 | 0.00 | 0 | 0.00 | 1.79 |
| 5 | Emerging Markets Growth Fund INC | 2,445,932 | 1.76 | 0 | 0.00 | 0 | 0.00 | 1.76 |
| 6 | Munchener Ruckversicherungsgesellschaft Aktiengesellschaft in Munchen | 2,397,380 | 1.72 | 0 | 0.00 | 0 | 0.00 | 1.72 |
| 7 | Schroder International Selection Fund Asian Total Return | 2,367,944 | 1.70 | 0 | 0.00 | 0 | 0.00 | 1.70 |
| 8 | BNY Mellon Investment funds Newton Oriental Fund | 2,200,000 | 1.58 | 0 | 0.00 | 0 | 0.00 | 1.58 |
| 9 | Life Insurance Corporation of India | 2,055,749 | 1.48 | 0 | 0.00 | 0 | 0.00 | 1.48 |
| | Total | 40,321,065 | 28.98 | 0 | 0.00 | 0 | 0.00 | 28.98 |

for Apollo Hospitals Enterprise Limited



S. M. Krishnan

Sr. General Manager - Projects Finance & Company Secretary

(l)(c)(ii) Statement showing holding of securities (including shares, warrants, convertible securities) of persons (together with PAC) belonging to the category "Public" and holding more than 5% of the total number of shares of the company

| Sr. No. | Name of the shareholder | Number of shares | Shares as a percentage of total number of shares [i.e., Grand Total (A)+(B)+(C) indicated in Statement at para (l)(a) above] | Details of warrants | | Details of convertible | | Total shaers (including underlying shares of warrants and convertible securities) as a % of diluted share capital |
|---------|--|-------------------|--|-------------------------|---|---------------------------------------|--|---|
| | | | | Number of warrants held | As a % total number of warrants of the same class | Number of convertible securities held | % w.r.t total number of convertible securities of the same class | |
| 1 | | | | | | | | |
| (a) | Integrated (Mauritius) Healthcare Holdings Limited | 11,000,000 | 7.91 | 0 | 0.00 | 0 | 0.00 | 7.91 |
| (b) | Integrated (Mauritius) Healthcare Holdings Limited | 4,093,860 | 2.94 | 0 | 0.00 | 0 | 0.00 | 2.94 |
| | Sub Total | 15,093,860 | 10.85 | 0 | 0.00 | 0 | 0.00 | 10.85 |
| 2 | | | | | | | | |
| (a) | Oppenheimer Developing Markets Fund | 11,266,539 | 8.10 | 0 | 0.00 | 0 | 0.00 | 8.10 |
| (b) | Emerging Markets Portfolio A Series of the Pacific select Fund | 546,468 | 0.39 | 0 | 0.00 | 0 | 0.00 | 0.39 |
| (c) | Ofitc Emerging Markets Equity Fund | 269,394 | 0.19 | 0 | 0.00 | 0 | 0.00 | 0.19 |
| (d) | Transamerica Oppenheimer Developing Markets | 180,954 | 0.13 | 0 | 0.00 | 0 | 0.00 | 0.13 |
| (e) | Ofi Institutional Emerging Markets Equity Fund LP | 175,763 | 0.13 | 0 | 0.00 | 0 | 0.00 | 0.13 |
| (f) | Heptagon Fund Pic Oppenheimer Developing Markets equity fund | 156,347 | 0.11 | 0 | 0.00 | 0 | 0.00 | 0.11 |
| (g) | Oppenheimer Global Allocation Fund | 42,755 | 0.03 | 0 | 0.00 | 0 | 0.00 | 0.03 |
| (h) | Pacific Select Fund - PL Emerging Markets | 42,074 | 0.03 | 0 | 0.00 | 0 | 0.00 | 0.03 |
| (i) | Stichting Pensioenfonds Hoogovens Portfolio C | 34,605 | 0.02 | 0 | 0.00 | 0 | 0.00 | 0.02 |
| (j) | DNB Livsforsikring Emerging Markets II | 27,403 | 0.02 | 0 | 0.00 | 0 | 0.00 | 0.02 |
| | Sub Total | 12,742,302 | 9.16 | 0 | 0.00 | 0 | 0.00 | 9.16 |
| | Total | 27,836,162 | 20.01 | 0 | 0.00 | 0 | 0.00 | 20.01 |

for Apollo Hospitals Enterprise Limited



S. M. Krishnan


Sr. General Manager - Finance & Company Secretary

30-Sep-2013

(l)(d) Statement showing details of locked-in shares

| Sr. No. | Name of the shareholder | Number of locked-in shares | Locked-in shares as a percentage of total number of shares [i.e., Grand Total (A)+(B)+(C) indicated in Statement at para (l)(a) above] |
|---------|-------------------------|----------------------------|--|
| 1 | Dr. Prathap C Reddy | 6,366,164 | 4.58 |
| | Total | 6,366,164 | 4.58 |

for Apollo Hospitals Enterprise Limited



S. M. Krishnan


Sr. General Manager - Finance & Company Secretary

30-Sep-2013

(II)(a) Statement showing details of Depository Receipts (DRs)

| Sr. No. | Type of Outstanding DR (ADRs, GDRs, SDRs, etc.,) | Number of outstanding DRs | Number of shares underlying outstanding DRs | Shares underlying outstanding DRs as a percentage of total number of shares {i.e., Grand Total (A)+(B)+(C) indicated in Statement at para (I)(a) above} |
|---------|--|---------------------------|---|---|
| 1 | GDR | 1,096,558 | 1,096,558 | 0.79 |
| | Total | 1,096,558 | 1,096,558 | 0.79 |

for Apollo Hospitals Enterprise Limited



S. M. Krishnan


Sr. General Manager - Finance & Company Secretary

30-Sep-2013

(II)(b) Statement showing Holding of Depository Receipts (DRs), where underlying shares held by Promoter/Promoter Group' are in excess of 1% of the total number of shares.

| Sr. No. | Name of the DR Holder | Type of Outstanding DR (ADRs, GDRs, SDRs, etc.,) | Number of shares underlying outstanding DRs | Shares underlying outstanding DRs as a percentage of total number of shares {i.e., Grand Total (A)+(B)+(C) indicated in Statement at para (I)(a) above} |
|---------|-----------------------|--|---|---|
| 1 | Nil | Nil | Nil | Nil |
| | Total | | | |

for Apollo Hospitals Enterprise Limited



S. M. Krishnan

Sr. General Manager - Finance & Company Secretary

(III)(a) Statement showing the voting pattern of shareholders, if more than one class of shares/securities is issued by the issuer.
"Promoter and Promoter Group" Not Applicable

| Category code | Category of Shareholder | Number of Voting Rights held in each class of securities | | | Total Voting Rights (III+IV+V) | Total Voting Rights i.e. (VI) | |
|---------------|---|--|--------------|-------------|--------------------------------|--------------------------------|--------------------------------|
| | | Class X (III) | Class Y (IV) | Class Z (V) | | As a percentage of (A+B) (VII) | As a percentage (A+B+C) (VIII) |
| (I) | (II) | | | | (VI) | | |
| (A) | Shareholding of Promoter and Promoter Group ² | | | | | | |
| (1) | Indian | | | | | | |
| (a) | Individuals/ Hindu Undivided Family | | | | | | |
| (b) | Central Government/ State Government(s) | | | | | | |
| (c) | Bodies Corporate | | | | | | |
| (d) | Financial Institutions/ Banks | | | | | | |
| (e) | Any Others(Specify) | | | | | | |
| | Sub Total(A)(1) | | | | | | |
| (2) | Foreign | | | | | | |
| a | Individuals (Non-Residents Individuals/ Foreign Individuals) | | | | | | |
| b | Bodies Corporate | | | | | | |
| c | Institutions | | | | | | |
| d | Any Others(Specify) | | | | | | |
| | Sub Total(A)(2) | | | | | | |
| | Total Shareholding of Promoter and Promoter Group (A) = (A)(1)+(A)(2) | | | | | | |

NIL

| Category code | Category of Shareholder | Number of Voting Rights held in each class of securities | | | Total Voting Rights (III+IV+V) | Total Voting Rights i.e. (VI) | |
|---------------|--|--|--------------|-------------|--------------------------------|--------------------------------|--------------------------------|
| | | Class X (III) | Class Y (IV) | Class Z (V) | | As a percentage of (A+B) (VII) | As a percentage (A+B+C) (VIII) |
| (I) | (ii) | | | | (VI) | (VII) | (VIII) |
| (B) | Public Shareholding ³ | | | | | | |
| (1) | Institutions | | | | | | |
| (a) | Mutual Funds / UTI | | | | | | |
| (b) | Financial Institutions / Banks | | | | | | |
| (c) | Central Government / State Government(s) | | | | | | |
| (d) | Venture Capital Funds | | | | | | |
| (e) | Insurance Companies | | | | | | |
| (f) | Foreign Institutional Investors | | | | | | |
| (g) | Foreign Venture Capital Investors | | | | | | |
| (h) | Any Other (specify) | | | | | | |
| | Sub-Total (B)(1) | | | | | | |
| (2) | Non-institutions | | | | | | |
| (a) | Bodies Corporate | | | | | | |
| (b) | Individuals | | | | | | |
| | i. Individual shareholders holding nominal share capital up to Rs 1 lakh | | | | | | |
| | ii. Individual shareholders holding nominal share capital in excess of Rs. 1 lakh. | | | | | | |
| (c) | Any Other (specify) | | | | | | |
| | Sub-Total (B)(2) | | | | | | |
| | Total Public Shareholding (B) = (B)(1)+(B)(2) | | | | | | |
| | TOTAL (A)+(B) | | | | | | |
| (C) | Shares held by Custodians and against which Depository Receipts have been issued | | | | | | |
| | GRAND TOTAL (A)+(B)+(C) | | | | | | |

Nil

for Apollo Hospitals Enterprise Limited



S. M. Krishnan

Sr. General Manager - Finance & Company Secretary