


(1) (a) Statement Showing Shareholding Pattern

Name of the Company : Apollo Hospitals Enterprise Limited
Scrip Code : APOLLOHOSP / 508869
Dated : 30-Jun-2013

Partly paid-up shares:-	No. of Partly paid-up shares	As a % of total no. of partly paid-up Shares	As a % of total no. of shares of the company
Held by promoter/promoter group	Nil	Nil	Nil
Held by Public	Nil	Nil	Nil
Total			
Outstanding Convertible Securities:-	No. of outstanding Securities	As a % of total no. of outstanding Convertible Securities	As a % of total no. of shares of the company, assuming full conversion of the convertible securities
Held by promoter/promoter group	Nil	Nil	Nil
Held by Public	Nil	Nil	Nil
Total			
Warrants:-	No. of Warrants	As a % of total no. of Warrants	As a % of total no. of shares of the company, assuming full conversion of Warrants
Held by promoter/promoter group	Nil	Nil	Nil
Held by Public	Nil	Nil	Nil
Total	0	0	Nil
Total paid-up capital of the company, assuming full conversion of warrants and convertible securities	Rs. 695,625,795 - 139,125,159 equity shares of Rs.5/- each		

for Apollo Hospitals Enterprise Limited



S. M. Krishnan

Sr. General Manager - Finance & Company Secretary

Category code	Category of Shareholder (II)	Number of Shareholders (III)	Total number of shares (IV)	Number of shares held in dematerialized form (V)	Total shareholding as a percentage of total number of shares		Shares Pledged or otherwise encumbered	
					As a percentage of (A+B) ¹ (VI)	As a percentage of (A+B+C) (VII)	Number of shares (VIII)	As a percentage (IX)=(VIII)/(IV)* 100
(A)	Shareholding of Promoter and Promoter Group ²							
(1)	Indian							
(a)	Individuals/ Hindu Undivided Family	24	23,070,530	23,070,530	16.70	16.58	6,662,172	28.88
(b)	Central Government/ State Government(s)				0.00	0.00		
(c)	Bodies Corporate	4	24,717,924	24,717,924	17.90	17.77	19,560,000	79.13
(d)	Financial Institutions/ Banks				0.00	0.00		
(e)	Any Others(Specify)				0.00	0.00		
(e-i)					0.00	0.00		
(e-ii)					0.00	0.00		
	Sub Total(A)(1)	28	47,788,454	47,788,454	34.60	34.35	26,222,172	54.87
(2)	Foreign							
a	Individuals (Non-Residents Individuals/ Foreign Individuals)				0.00	0.00		
b	Bodies Corporate				0.00	0.00		
c	Institutions				0.00	0.00		
d	Any Others(Specify)				0.00	0.00		
d-i					0.00	0.00		
d-ii					0.00	0.00		
	Sub Total(A)(2)	0	0	0	0.00	0.00	0.00	0.00
	Total Shareholding of Promoter and Promoter Group (A)= (A)(1)+(A)(2)	28	47,788,454	47,788,454	34.60	34.35	26,222,172	54.87

Category code	Category of Shareholder (II)	Number of Shareholders (III)	Total number of shares (IV)	Number of shares held in dematerialized form (V)	Total shareholding as a percentage of total number of shares		Shares Pledged or otherwise encumbered		
					As a percentage of (A+B) ¹ (VI)	As a percentage of (A+B+C) (VII)	Number of shares (VIII)	As a percentage (IX)=(VIII)/(IV)* 100	
(B)	Public Shareholding ³							NA	NA
(1)	Institutions								
(a)	Mutual Funds/ UTI	27	1,572,875	1,572,875	1.14	1.13		NA	NA
(b)	Financial Institutions / Banks	8	7,941	4,045	0.01	0.01			
(c)	Central Government/ State Government(s)	1	323,708	323,708	0.23	0.23			
(d)	Venture Capital Funds				0.00	0.00			
(e)	Insurance Companies	3	2,109,088	2,109,088	1.53	1.52			
(f)	Foreign Institutional Investors	347	59,033,237	59,033,237	42.74	42.43			
(g)	Foreign Venture Capital Investors				0.00	0.00			
(h)	Any Other (specify)				0.00	0.00			
	Sub-Total (B)(1)	386	63,046,849	63,042,953	45.64	45.32			
(2)	Non-institutions								
(a)	Bodies Corporate	608	1,426,640	1,360,790	1.03	1.03		NA	NA
(b)	Individuals								
	i. Individual shareholders holding nominal share capital up to Rs 1 lakh	30,072	6,754,847	4,074,451	4.89	4.86			
	ii. Individual shareholders holding nominal share capital in excess of Rs. 1 lakh.	10	294,918	168,268	0.21	0.21			
(c)	Any Other (specify)								
(C-I)	Trusts	13	117,970	260	0.09	0.08			
(C-II)	Directors & their Relatives	6	91,606	91,606	0.07	0.07			
(C-III)	Non Resident Indians	1,077	1,815,257	357,935	1.31	1.30			
(C-IV)	Overseas Corporate Bodies	1	16,199	16,199	0.01	0.01			
(C-V)	Clearing Member	326	259,288	259,288	0.19	0.19			
(C-VI)	Hindu Undivided Families	382	125,305	125,305	0.09	0.09			
(C-VII)	Foreign Corporate Bodies	4	16,388,684	16,388,684	11.87	11.78			
	Sub-Total (B)(2)	32,499	27,290,714	22,842,786	19.76	19.62			
	Total Public Shareholding (B)= (B)(1)+(B)(2)	32,885	90,337,563	85,885,739	65.40	64.93		NA	NA
	TOTAL (A)+(B)	32,913	138,126,017	133,674,193	100	99.28			

Category code	Category of Shareholder	Number of Shareholders	Total number of shares	Number of shares held in dematerialized form	Total shareholding as a percentage of total number of shares		Shares Pledged or otherwise encumbered	
					As a percentage of (A+B) ¹	As a percentage of (A+B+C)	Number of shares	As a percentage (IX)=(VIII)/(IV)* 100
(I)	(II)	(III)	(IV)	(V)	(VI)	(VII)	(VIII)	(IX)
(C)	Shares held by Custodians and against which Depository Receipts have been issued							
(1)	Promoter and Promoter Group	Nil	Nil	Nil	Nil	Nil	NA	NA
(2)	Public	1	999,142	999,142	NA	0.72	NA	NA
	Total Public Shareholding (C)=	1	999,142	999,142	NA	0.72	NA	NA
	GRAND TOTAL (A)+(B)+(C)	32,914	139,125,159	134,673,335	NA	100.00		

for Apollo Hospitals Enterprise Limited




S. M. Krishnan

Sr. General Manager - Finance & Company Secretary

(I) (b) Statement showing holding of securities (including shares, warrants, convertible securities) of persons belonging to the category "Promoter and Promoter Group"

Sr. No.	Name of the shareholder (II)	Details of shares held		Encumbered shares		Details of warrants		Details of convertible securities		Total shares (including underlying shares assuming full conversion of warrants and convertible securities) as a % of diluted share capital (XII)
		No. of Shares held (III)	As a % of grand total (A)+(B)+(C) (IV)	Number (V)	As a percentage (VI)=(V)/(III)*100 (VII)	As a % total number of warrants of the same class (VIII)	As a % total number of warrants of the same class (IX)	Number of convertible securities held (X)	As a % total number of convertible securities of the same class (XI)	
1	Dr. Prathap C Reddy	7,045,464	5.06	0	0.00	0	0.00	0	0.00	5.06
2	Ms. Sucharitha P Reddy	919,800	0.66	0	0.00	0	0.00	0	0.00	0.66
3	Ms. Preetha Reddy	2,193,915	1.58	1,650,000	75.21	0	0.00	0	0.00	1.58
4	Ms. Suneeta Reddy	3,001,590	2.16	2,829,000	94.25	0	0.00	0	0.00	2.16
5	Ms. Shobana Kamineni	2,189,952	1.57	2,183,172	99.69	0	0.00	0	0.00	1.57
6	Ms. Sangita Reddy	3,382,508	2.43	0	0.00	0	0.00	0	0.00	2.43
7	Mr. Karthik Anand	220,600	0.16	0	0.00	0	0.00	0	0.00	0.16
8	Mr. Harshad Reddy	210,200	0.15	0	0.00	0	0.00	0	0.00	0.15
9	Ms. Sindoori Reddy	517,600	0.37	0	0.00	0	0.00	0	0.00	0.37
10	Mr. Aditya Reddy	210,200	0.15	0	0.00	0	0.00	0	0.00	0.15
11	Ms. UpAsana Kamineni	267,276	0.19	0	0.00	0	0.00	0	0.00	0.19
12	Mr. Puansh Kamineni	212,200	0.15	0	0.00	0	0.00	0	0.00	0.15
13	Ms. Anuspala Kamineni	259,174	0.19	0	0.00	0	0.00	0	0.00	0.19
14	Mr. Konda Anindith Reddy	230,200	0.17	0	0.00	0	0.00	0	0.00	0.17
15	Mr. Konda Vishwajit Reddy	222,300	0.16	0	0.00	0	0.00	0	0.00	0.16
16	Mr. Konda Viraj Madhav Reddy	168,224	0.12	0	0.00	0	0.00	0	0.00	0.12
17	Mr. P Obul Reddy	18,000	0.01	0	0.00	0	0.00	0	0.00	0.01
18	Mr. Vijay Kumar Reddy	223,957	0.16	0	0.00	0	0.00	0	0.00	0.16
19	Mr. Anil Kamineni	20	0.00	0	0.00	0	0.00	0	0.00	0.00
20	Mr. K Vishweshwar Reddy	1,577,350	1.13	0	0.00	0	0.00	0	0.00	1.13
21	PCR Investments Ltd	24,703,124	17.76	19,560,000	79.18	0	0.00	0	0.00	17.76
22	Obul Reddy Investments Ltd	11,200	0.01	0	0.00	0	0.00	0	0.00	0.01
23	Indian Hospitals Corporation Ltd	3,600	0.00	0	0.00	0	0.00	0	0.00	0.00
	Total	47,788,454	34.35	26,222,172	54.87	0	0.00	0	0.00	34.35

for Apollo Hospitals Enterprises Limited



S. M. Krishnan
Sr. General Manager - Finance & Company Secretary

(l)(c)(i) Statement showing holding of securities (including shares, warrants, convertible securities) of persons belonging to the category "Public" and holding more than 1% of the total number of shares

Sr. No.	Name of the shareholder	Number of shares	Shares as a percentage of total number of shares [i.e., Grand Total (A)+(B)-(C) indicated in Statement at para (l)(e) above]	Details of warrants		Details of convertible		Total shares (including underlying shares assuming full conversion of warrants and convertible securities) as a % of diluted share capital
				Number of warrants held	As a % total number of warrants of the same class	Number of convertible securities held	% w.r.t total number of convertible securities of the same class	
1	Integrated (Mauritius) Healthcare Holdings Limited	11,000,000	7.91	0	0.00	0	0.00	7.91
2	Oppenheimer Developing Markets Fund	10,594,093	7.61	0	0.00	0	0.00	7.61
3	Integrated (Mauritius) Healthcare Holdings Limited	4,093,860	2.94	0	0.00	0	0.00	2.94
4	Fidelity Investment Trust - Fidelity Diversified International Fund	2,493,661	1.79	0	0.00	0	0.00	1.79
5	Emerging Markets Growth Fund INC Munchener Ruckversicherungsgesellschaft Aktiengesellschaft in Munchen	2,445,932	1.76	0	0.00	0	0.00	1.76
6	Schroder International Selection Fund Asian Total Return	2,397,380	1.72	0	0.00	0	0.00	1.72
7		2,321,219	1.67	0	0.00	0	0.00	1.67
8	BNY Mellon Investment funds Newton Oriental Fund	2,300,000	1.65	0	0.00	0	0.00	1.65
9	Life Insurance Corporation of India	1,645,816	1.18	0	0.00	0	0.00	1.18
	Total	39,291,961	28.24	0	0.00	0	0.00	28.24

for Apollo Hospitals Enterprise Limited



S. M. Krishnan

Sr. General Manager - Projects Finance & Company Secretary

(I)(c)(ii) Statement showing holding of securities (including shares, warrants, convertible securities) of persons (together with PAC) belonging to the category "Public" and holding more than 5% of the total number of shares of the company

Sr. No.	Name of the shareholder	Number of shares	Shares as a percentage of total number of shares [i.e., Grand Total (A)+(B)+(C) indicated in Statement at para (I)(e) above]	Details of warrants			Details of convertible		Total shares (including underlying shares assuming full conversion of warrants and convertible securities) as a % of diluted share capital
				Number of warrants held	As a % total number of warrants of the same class	Number of convertible securities held	% w.r.t total number of convertible securities of the same class		
1									
(a)	Integrated (Mauritius) Healthcare Holdings Limited	11,000,000	7.91	0	0.00	0	0.00	0	7.91
(b)	Integrated (Mauritius) Healthcare Holdings Limited	4,093,860	2.94	0	0.00	0	0.00	0	2.94
	Sub Total	15,093,860	10.85	0	0.00	0	0.00	0	10.85
2									
(a)	Oppenheimer Developing Markets Fund	10,594,093	7.61	0	0.00	0	0.00	0	7.61
(b)	Emerging Markets Portfolio A Series of the Pacific select Fund	518,280	0.37	0	0.00	0	0.00	0	0.37
(c)	Ofitc Emerging Markets Equity Fund	217,027	0.16	0	0.00	0	0.00	0	0.16
(d)	Transamerica Oppenheimer Developing Markets	169,103	0.12	0	0.00	0	0.00	0	0.12
(e)	Ofi Institutional Emerging Markets Equity Fund LP	160,298	0.12	0	0.00	0	0.00	0	0.12
(f)	Heptagon Fund Plc Oppenheimer Developing Markets equity fund	134,014	0.10	0	0.00	0	0.00	0	0.10
(g)	Oppenheimer Global Allocation Fund	40,209	0.03	0	0.00	0	0.00	0	0.03
(h)	Pacific Select Fund - PL Emerging Markets	35,519	0.03	0	0.00	0	0.00	0	0.03
(i)	Stichting Pensioenfond Hoogovens Portfolio C	33,219	0.02	0	0.00	0	0.00	0	0.02
(j)	DNB Livsforsikring Emerging Markets II	25,947	0.02	0	0.00	0	0.00	0	0.02
	Sub Total	11,927,709	8.57	0	0.00	0	0.00	0	8.57
	Total	27,021,569	19.42	0	0.00	0	0.00	0	19.42

for Apollo Hospitals Enterprise Limited



S. M. Krishnan

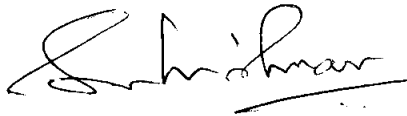
Sr. General Manager - Finance & Company Secretary

30-Jun-2013

(l)(d) Statement showing details of locked-in shares

Sr. No.	Name of the shareholder	Number of locked-in shares	Locked-in shares as a percentage of total number of shares {i.e., Grand Total (A)+(B)+(C) indicated in Statement at para (l)(a) above}
1	Dr. Prathap C Reddy	6,366,164	4.58
	Total	6,366,164	4.58

for Apollo Hospitals Enterprise Limited



S. M. Krishnan


Sr. General Manager - Finance & Company Secretary

30-Jun-2013

(II)(a) Statement showing details of Depository Receipts (DRs)

Sr. No.	Type of Outstanding DR (ADRs, GDRs, SDRs, etc.,)	Number of outstanding DRs	Number of shares underlying outstanding DRs	Shares underlying outstanding DRs as a percentage of total number of shares {i.e., Grand Total (A)+(B)+(C) indicated in Statement at para (I)(a) above}
1	GDR	999,142	999,142	0.72
	Total	999,142	999,142	0.72

for Apollo Hospitals Enterprise Limited



S. M. Krishnan


Sr. General Manager - Finance & Company Secretary

30-Jun-2013

(II)(b) Statement showing Holding of Depository Receipts (DRs), where underlying shares held by Promoter/Promoter Group' are in excess of 1% of the total number of shares

Sr. No.	Name of the DR Holder	Type of Outstanding DR (ADRs, GDRs, SDRs, etc.,)	Number of shares underlying outstanding DRs	Shares underlying outstanding DRs as a percentage of total number of shares {i.e., Grand Total (A)+(B)+(C) indicated in Statement at para (I)(a) above}
1	Nil	Nil	Nil	Nil
	Total			

for Apollo Hospitals Enterprise Limited



S. M. Krishnan

Sr. General Manager - Finance & Company Secretary

(III)(a) Statement showing the voting pattern of shareholders, if more than one class of shares/securities is issued by the issuer.
"Promoter and Promoter Group" Not Applicable

Category code	Category of Shareholder	Number of Voting Rights held in each class of securities			Total Voting Rights (III+IV+V)	Total Voting Rights i.e.(VI)	
		Class X (III)	Class Y (IV)	Class Z (V)		As a percentage of (A+B) (VII)	As a percentage (A+B+C) (VIII)
(A)	(ii) Shareholding of Promoter and Promoter Group ²						
(1)	Indian						
(a)	Individuals/ Hindu Undivided Family						
(b)	Central Government/ State Government(s)						
(c)	Bodies Corporate						
(d)	Financial Institutions/ Banks						
(e)	Any Others(Specify)						
	Sub Total(A)(1)						
(2)	Foreign						
a	Individuals (Non-Residents Individuals/ Foreign Individuals)						
b	Bodies Corporate						
c	Institutions						
d	Any Others(Specify)						
	Sub Total(A)(2)						
	Total Shareholding of Promoter and Promoter Group (A)= (A)(1)+(A)(2)						

NIL

Category code	Category of Shareholder	Number of Voting Rights held in each class of securities				Total Voting Rights (III+IV+V)	Total Voting Rights i.e.(VI)	
		Class X (III)	Class Y (IV)	Class Z (V)	As a percentage of (A+B) (VII)		As a percentage (A+B+C) (VIII)	
(B)	Public Shareholding ³							
(1)	Institutions							
(a)	Mutual Funds/ UTI							
(b)	Financial Institutions / Banks							
(c)	Central Government/ State Government(s)							
(d)	Venture Capital Funds							
(e)	Insurance Companies							
(f)	Foreign Institutional Investors							
(g)	Foreign Venture Capital Investors							
(h)	Any Other (specify)							
	Sub-Total (B)(1)							
(2)	Non-institutions							
(a)	Bodies Corporate							
(b)	Individuals							
	i. Individual shareholders holding nominal share capital up to Rs 1 lakh							
	ii. Individual shareholders holding nominal share capital in excess of Rs. 1 lakh.							
(c)	Any Other (specify)							
	Sub-Total (B)(2)							
	Total Public Shareholding (B)= (B)(1)+(B)(2)							
	TOTAL (A)+(B)							
(C)	Shares held by Custodians and against which Depository Receipts have been issued							
	GRAND TOTAL (A)+(B)+(C)							

for Apollo Hospitals Enterprise Limited


S. M. Krishnan

Sr. General Manager - Finance & Company Secretary