


Format of Holding of Specified Securities

- 1 Name of Listed Entity : Apollo Hospitals Enterprise Limited
- 2 Scrip Code/ Name of Scrip/Class of Security : APOLLOHOSP/508869 / Apollo Hospitals Enterprise Limited / Equity
- 3 Share Holding Pattern Filed Under : Reg.31(1)(b) - for the Quarter ended 30th September 2020
- 4 **Declaration** : The Listed entity is required to submit the following declaration to the extent of submission of information :-

S.No.	Particulars	Yes / No	Promoter & Promoter Group	Public	Non Promoter Non Public
			Yes / No	Yes / No	Yes / No
1	Whether the Listed Entity has issued any partly paid up shares?	No	No	No	No
2	Whether the Listed Entity has issued any Convertible Securities?	No	No	No	No
3	Whether the Listed Entity has any shares against which depository receipts are issued?	Yes	No	Yes	No
4	Whether the Listed Entity has any shares in locked-in?	No	No	No	No
5	Whether any shares held by promoters are pledge or otherwise encumbered?	Yes	Yes	NA	NA
6	Whether company has equity shares with Differential Voting Rights?	No	No	No	No
7	Whether the Listed Entity has issued any Warrants?	No	No	No	No
8	Whether the Listed Entity has any significant beneficial owner?	Yes	Yes	No	No

for Apollo Hospitals Enterprise Limited




S. M. Krishnan

Vice President - Finance & Company Secretary

Table V - Statement showing Significant Beneficial Owners

S. No.	Details of the Significant Beneficial Owners				Details of the Registered Owners				Details of holding/ exercise of right of the SBO in the reporting company, whether direct or indirect*					Date of creation / acquisition of significant beneficial interest
	Name	PAN	Passport No. in case of a foreign national	Nationality	Name	PAN	Passport No. in case of a foreign national	Nationality	Shares	Voting rights	Rights on distributable dividend or any other distribution	Exercise of control	Exercise of significant influence	
1	Dr. Prathap C Reddy	AAGPP9786N		India	M/s. PCR Investments Ltd	AAACP6407D		India	2.93	2.93	2.93	No	No	27-03-1997
2	Ms. Sucharitha P Reddy	AASPS4292G		India	M/s. PCR Investments Ltd	AAACP6407D		India	4.77	4.77	4.77	No	No	27-03-1997
3	Ms. Preetha Reddy	AAEPR5656F		India	M/s. PCR Investments Ltd	AAACP6407D		India	3.81	3.81	3.81	No	No	27-03-1997
4	Ms. Suneeta Reddy	AAEPR4602H		India	M/s. PCR Investments Ltd	AAACP6407D		India	5.97	5.97	5.97	No	No	27-03-1997
5	Ms. Shobana Kamineni	AAIPK7589G		India	M/s. PCR Investments Ltd	AAACP6407D		India	3.64	3.64	3.64	No	No	27-03-1997
6	Ms. Sangita Reddy	AASPS6786K		India	M/s. PCR Investments Ltd	AAACP6407D		India	3.53	3.53	3.53	No	No	27-03-1997

for Apollo Hospitals Enterprise Limited



S. M. Krishnan

Vice President - Finance & Company Secretary

Table I - Summary Statement holding of specified securities

Category	Category of Shareholder	Number of Shareholders	No. of fully paid up equity shares held	No. of partly paid up equity shares held	No. of shares underlying Depository Receipts	Total nos. shares held	Shareholding as a % of total no. of shares (Calculated as per SCR, 1957) As a % of (A+B+C2)	Number of Voting Rights held in each class of securities			No. of Shares Underlying Outstanding convertible securities (including Warrants)	Shareholding, as a % assuming full conversion of convertible securities (as a % of diluted share capital)	No. of Locked in shares	No. of shares pledged or otherwise encumbered	No. of equity shares held in dematerialized form			
								Class equity shares	Class	Total								
(I)	(II)	(III)	(IV)	(V)	(VI)	(VII) = (IV)+(V)+(VI)	(VIII)	(IX)			(X)	(XI) = (VII)+(X) As a % of (A+B+C2)	(XII)	(XIII)	(XIV)			
								No of Voting Rights					No. (a)	As a % of total shares hed (b)	No. (a)	As a % of total shares hed (b)		
								Class equity shares	Class	Total	Total as a % of (A+B+C)							
(A)	Promoter & Promoter Group	23	4,28,75,001	0	0	4,28,75,001	30.82	4,28,75,001	0	4,28,75,001	30.82	0	0.00	0	0	1,44,26,976	33.65	4,28,75,001
(B)	Public	58,459	9,61,37,088	0	1,13,070	9,62,50,158	69.18	9,62,50,158	0	9,62,50,158	69.18	0	0.00	0	0	NA	0.00	9,40,82,012
(C)	Non Promoter- Non Public	0	0	0	0	0	0.00	0	0	0	0.00	0	0.00	0	0	NA	0.00	0
(C1)	Shares underlying DRs	0	0	0	0	0	0.00	0	0	0	0.00	0	0.00	0	0	NA	0.00	0
(C2)	Shares held by Employees Trust	0	0	0	0	0	0.00	0	0	0	0.00	0	0.00	0	0	NA	0.00	0
	Total	58,482	13,90,12,089	0	1,13,070	13,91,25,159	100.00	13,91,25,159	0	13,91,25,159	100.00	0	0.00	0	0	1,44,26,976	33.65	13,69,57,013

for Apollo Hospitals Enterprise Limited



S. M. Krishnan
Vice President - Finance & Company Secretary

Table II - Statement showing shareholding pattern of the Promoter and Promoter Group

S. No.	Category & Name of the Shareholders	PAN	No. of Shareholder	No. of fully paid up equity shares held	Partly paid up equity shares held	Nos. of shares underlying Depository Receipts	Total nos. shares held (VII) = (IV)+(V)+(VI)	Shareholding % Calculated as per SCRP, 1957 As a % of (A+B+C2) (VIII)	Number of Voting Rights held in each class of securities			No. of Shares Underlying Outstanding convertible securities (Including Warrants) (X)	Shareholding, as a % assuming full conversion of convertible securities (as a % of diluted share capital) (XI) = (VII)+(X) As a % of (A+B+C2)	No. of Locked In shares		No. of shares pledged or otherwise encumbered		No. of equity shares held in dematerialized form (XIV)	
									No of Voting Rights		Total as a % of total Voting rights			No. (a)	As a % of total shares held (b)	No. (a)	As a % of total shares held (b)		
									Class equity shares	Class									Total
(1)	Indian																		
(a)	Individuals/Hindu undivided Family		20	1,55,78,973	0	0	1,55,78,973	11.20	1,55,78,973	1,55,78,973	11.20	0	11.20	0	0	75,76,976	48.64	1,55,78,973	
1	Dr. Prathap C Reddy	AAAGPP9786N	1	2,45,464	0	0	2,45,464	0.18	2,45,464	2,45,464	0.18	0	0.18	0	0	0	0.00	2,45,464	
2	Ms. Sucharitha P Reddy	AASPS4292G	1	1,69,800	0	0	1,69,800	0.12	1,69,800	1,69,800	0.12	0	0.12	0	0	0	0.00	1,69,800	
3	Ms. Preetha Reddy	AAEPR5656F	1	21,93,915	0	0	21,93,915	1.58	21,93,915	21,93,915	1.58	0	1.58	0	0	20,39,626	92.97	21,93,915	
4	Ms. Suneta Reddy	AAEPR4602H	1	43,81,695	0	0	43,81,695	3.15	43,81,695	43,81,695	3.15	0	3.15	0	0	39,60,000	90.38	43,81,695	
5	Ms. Shobana Kamineni	AAIPK7589G	1	22,39,952	0	0	22,39,952	1.61	22,39,952	22,39,952	1.61	0	1.61	0	0	0	0.00	22,39,952	
6	Ms. Sangita Reddy	AASPS6786K	1	24,32,508	0	0	24,32,508	1.75	24,32,508	24,32,508	1.75	0	1.75	0	0	0	0.00	24,32,508	
7	Mr. Karthik Anand	AAIPK7446A	1	3,45,238	0	0	3,45,238	0.25	3,45,238	3,45,238	0.25	0	0.25	0	0	0	0.00	3,45,238	
8	Mr. Harshad Reddy	AAEPR7068K	1	3,27,900	0	0	3,27,900	0.24	3,27,900	3,27,900	0.24	0	0.24	0	0	0	0.00	3,27,900	
9	Ms. Sindoori Reddy	AZXP50987L	1	3,18,600	0	0	3,18,600	0.23	3,18,600	3,18,600	0.23	0	0.23	0	0	0	0.00	3,18,600	
10	Mr. Aditya Reddy	AAEPA4731C	1	10,200	0	0	10,200	0.01	10,200	10,200	0.01	0	0.01	0	0	0	0.00	10,200	
11	Ms. Upasana Kamineni	ARLPK5199G	1	2,17,276	0	0	2,17,276	0.16	2,17,276	2,17,276	0.16	0	0.16	0	0	0	0.00	2,17,276	
12	Mr. Puansh Kamineni	BXWPK5553N	1	2,12,200	0	0	2,12,200	0.15	2,12,200	2,12,200	0.15	0	0.15	0	0	0	0.00	2,12,200	
13	Ms. Anusala Kamineni	BDNPK5996G	1	2,59,174	0	0	2,59,174	0.19	2,59,174	2,59,174	0.19	0	0.19	0	0	0	0.00	2,59,174	
14	Mr. Konda Anindith Reddy	BBOPK4349C	1	2,30,200	0	0	2,30,200	0.17	2,30,200	2,30,200	0.17	0	0.17	0	0	0	0.00	2,30,200	
15	Mr. Konda Vishwajit Reddy	CEQPK7898C	1	2,22,300	0	0	2,22,300	0.16	2,22,300	2,22,300	0.16	0	0.16	0	0	0	0.00	2,22,300	
16	Mr. Konda Viraj Madhav Reddy	CEQPK7897P	1	1,68,224	0	0	1,68,224	0.12	1,68,224	1,68,224	0.12	0	0.12	0	0	0	0.00	1,68,224	
17	Mr. Vijay Kumar Reddy	ACKPV5876B	1	8,957	0	0	8,957	0.01	8,957	8,957	0.01	0	0.01	0	0	0	0.00	8,957	
18	Mr. Dwaraknath Reddy	AFDPD9806R	1	18,000	0	0	18,000	0.01	18,000	18,000	0.01	0	0.01	0	0	0	0.00	18,000	
19	Mr. Anil Kamineni	ADOPK8701D	1	20	0	0	20	0.00	20	20	0.00	0	0.00	0	0	0	0.00	20	
20	Mr. K Vishweshwar Reddy	AFAPK2686M	1	15,77,350	0	0	15,77,350	1.13	15,77,350	15,77,350	1.13	0	1.13	0	0	15,77,350	100.00	15,77,350	
	Central Government/State Government(s)		0	0	0	0	0	0.00	0	0	0.00	0	0.00	0	0	0	0.00	0	
(c)	Financial Institutions/Banks		0	0	0	0	0	0.00	0	0	0.00	0	0.00	0	0	0	0.00	0	
(d)	Any Other		3	2,72,96,028	0	0	2,72,96,028	19.62	2,72,96,028	2,72,96,028	19.62	0	19.62	0	0	68,50,000	25.10	2,72,96,028	
	Body Corporate		3	2,72,96,028	0	0	2,72,96,028	19.62	2,72,96,028	2,72,96,028	19.62	0	19.62	0	0	68,50,000	25.10	2,72,96,028	
1	M/s. PCR Investments Ltd	AAACP6407D	1	2,72,23,124	0	0	2,72,23,124	19.57	2,72,23,124	2,72,23,124	19.57	0	19.57	0	0	68,50,000	25.16	2,72,23,124	
2	M/s. Obul Reddy Investments Pvt Ltd	AAACO4050H	1	11,200	0	0	11,200	0.01	11,200	11,200	0.01	0	0.01	0	0	0	0.00	11,200	
3	M/s. Indian Hospitals Corporation Ltd	AABCI6463P	1	61,704	0	0	61,704	0.04	61,704	61,704	0.04	0	0.04	0	0	0	0.00	61,704	
	Sub - Total (A)(1)		23	4,28,75,001	0	0	4,28,75,001	30.82	4,28,75,001	4,28,75,001	30.82	0	30.82	0	0	1,44,26,976	33.65	4,28,75,001	
(2)	Foreign																		
(a)	Individuals(Non-Resident Individuals/Foreign Individuals)		0	0	0	0	0	0.00	0	0	0.00	0	0.00	0	0	0	0.00	0	
(b)	Government		0	0	0	0	0	0.00	0	0	0.00	0	0.00	0	0	0	0.00	0	
(c)	Institutions		0	0	0	0	0	0.00	0	0	0.00	0	0.00	0	0	0	0.00	0	
(d)	Foreign Portfolio Investor		0	0	0	0	0	0.00	0	0	0.00	0	0.00	0	0	0	0.00	0	
(e)	Any Other		0	0	0	0	0	0.00	0	0	0.00	0	0.00	0	0	0	0.00	0	
	Sub - Total (A)(2)		0	0	0	0	0	0.00	0	0	0.00	0	0.00	0	0	0	0.00	0	
	Total Shareholding of Promoter and Promoter Group (A)=(A)(1)+(A)(2)		23	4,28,75,001	0	0	4,28,75,001	30.82	4,28,75,001	4,28,75,001	30.82	0	30.82	0.00	0	1,44,26,976	33.65	4,28,75,001	

for Apollo Hospitals Enterprise Limited




S. M. Krishnan

Vice President - Finance & Company Secretary

Table IV - Statement showing shareholding pattern of the Non Promoter - Non Public shareholder

S. No.	Category & Name of the Shareholders (I)	PAN (II)	No. of Shareholders (III)	No. of fully paid up equity shares held (IV)	No. of partly paid up equity shares held (V)	No. of shares underlying Depository Receipts (VI)	Total nos. shares held (VII) = (IV)+(V)+(VI)	Shareholding % Calculated as per SCRP, 1957 As a % of (A+B+C2) (VIII)	Number of Voting Rights held in each class of securities (IX)			No. of Shares Underlying Outstanding convertible securities (including Warrants) (X)	Total Shareholding, as a % assuming full conversion of convertible securities (as a % of diluted share capital) (XI)	No. of Locked in shares (XII)		No. of shares pledged or otherwise encumbered (XIII)		No. of equity shares held in dematerialized form (XIV)		
									No of Voting Rights		Total as a % of Total Voting rights			No. (a)	As a % of total shares held (b)	No. (NA) (a)	As a % of total shares held (NA) (b)			
									Class equity shares	Class									Total	
(1)	Custodian/DR Holder	NA	NA	NA	NA	NA	NA	NA	NA	NA	NA	NA	NA	NA	NA	NA	NA	NA	NA	
(2)	Employee Benefit Trust (under SEBI (Share based Employee Benefit) Regulations, 2014)	NA	NA	NA	NA	NA	NA	NA	NA	NA	NA	NA	NA	NA	NA	NA	NA	NA	NA	NA
	Total Shareholding of Promoter and Promoter Group (C)=(C)(1)+(C)(2)	NA	NA	NA	NA	NA	NA	NA	NA	NA	NA	NA	NA	NA	NA	NA	NA	NA	NA	NA

for Apollo Hospitals Enterprise Limited



S. M. Krishnan

Vice President - Finance & Company Secretary

30-Sep-2020

Table IIA - Unclaimed Details

Details of Shares which remain unclaimed may be given hear along with details such as number of shareholders, outstanding shares held in demat/unclaimed suspense account, voting rights are frozen etc.	
No. of shareholders	No. of Shares
Nil	Nil

for Apollo Hospitals Enterprise Limited



S. M. Krishnan

Vice President - Finance & Company Secretary

Table III - Statement showing shareholding pattern of the Public shareholder

S. No.	Category & Name of the Shareholders (I)	PAN (II)	Nos. of Shareholder (III)	No. of fully paid up equity shares held (IV)	Partly paid up equity shares held (V)	Nos. of shares underlying Depository Receipts (VI)	Total nos. shares held (VII) = (IV)+(V)+(VI)	Shareholding % Calculated as per SCRP, 1957 As a % of (A+B+C2) (VIII)	Number of Voting Rights held in each class of securities (IX)				No. of Shares Underlying Outstanding convertible securities (including Warrants) (X)	Total Shareholding, as a % assuming full conversion of convertible securities (as a % of diluted share capital) (XI)	No. of Locked in shares (XII)		No. of shares pledged or otherwise encumbered (XIII)		No. of equity shares held in dematerialized form (XIV)
									No of Voting Rights			Total as a % of Total Voting rights			No. (a)	As a % of total shares held (b)	No. (NA) (a)	As a % of total shares held (NA) (b)	
									Class equity shares	Class	Total								
(1)	Institutions																		
(a)	Mutual Funds/		86	1,18,91,680	0	0	1,18,91,680	8.55	1,18,91,680	1,18,91,680	8.55	0	8.55	0	0	NA		1,18,91,680	
1	Aditya Birla Sun Life Trustee Pvt Ltd	AAATB0102C		27,82,511	0	0	27,82,511	2.00	27,82,511	27,82,511	2.00	0	2.00	0	0	NA		27,82,511	
2	Franklin India Fund	AAATT4931H		20,95,097	0	0	20,95,097	1.51	20,95,097	20,95,097	1.51	0	1.51	0	0	NA		20,95,097	
(b)	Venture Capital Funds		0	0	0	0	0	0.00	0	0	0.00	0	0.00	0	0	NA		0	
(c)	Alternate Investment Funds		1	1,15,000	0	0	1,15,000	0.08	1,15,000	1,15,000	0.08	0	0.08	0	0	NA		1,15,000	
(d)	Foreign Venture Capital Investors		0	0	0	0	0	0.00	0	0	0.00	0	0.00	0	0	NA		0	
(e)	Foreign Portfolio Investor		389	6,65,17,742	0	0	6,65,17,742	47.81	6,65,17,742	6,65,17,742	47.81	0	47.81	0	0	NA		6,65,17,742	
1	Schroder International Selection Fund Asian Opportunities	AAJCS6502R		39,28,809	0	0	39,28,809	2.82	39,28,809	39,28,809	2.82	0	2.82	0	0	NA		39,28,809	
2	Veritas Funds Plc on Behalf of Veritas Asian Fund	AAFCV8725R		28,71,534	0	0	28,71,534	2.06	28,71,534	28,71,534	2.06	0	2.06	0	0	NA		28,71,534	
3	Touchstone Strategic Trust - Touchstone Sands Capital Emerging Markets Growth Fund	AACTT7505R		27,62,575	0	0	27,62,575	1.99	27,62,575	27,62,575	1.99	0	1.99	0	0	NA		27,62,575	
4	Copthall Mauritius Investment Ltd	AAACC4303M		24,78,300	0	0	24,78,300	1.78	24,78,300	24,78,300	1.78	0	1.78	0	0	NA		24,78,300	
5	Mirae Asset Asia Great Consumer Equity Fund	AAHCM3002E		18,04,123	0	0	18,04,123	1.30	18,04,123	18,04,123	1.30	0	1.30	0	0	NA		18,04,123	
6	Vanguard Total International Stock Index Fund	AABTV0442N		15,32,212	0	0	15,32,212	1.10	15,32,212	15,32,212	1.10	0	1.10	0	0	NA		15,32,212	
(f)	Financial Institutions/Banks		10	1,21,532	0	0	1,21,532	0.09	1,21,532	1,21,532	0.09	0	0.09	0	0	NA		1,17,994	
(g)	Insurance Companies		24	83,35,996	0	0	83,35,996	5.99	83,35,996	83,35,996	5.99	0	5.99	0	0	NA		83,35,996	
1	Life Insurance Corporation of India	AAACL0582H		53,66,113	0	0	53,66,113	3.86	53,66,113	53,66,113	3.86	0	3.86	0	0	NA		53,66,113	
2	HDFC Life Insurance Company Ltd	AAACH8755L		20,74,452	0	0	20,74,452	1.49	20,74,452	20,74,452	1.49	0	1.49	0	0	NA		20,74,452	
(h)	Provident Funds/Pension Funds		0	0	0	0	0	0.00	0	0	0.00	0	0.00	0	0	NA		0	
(i)	Any Other		0	0	0	0	0	0.00	0	0	0.00	0	0.00	0	0	NA		0	
	Sub - Total (B)(1)		510	8,69,81,950	0	0	8,69,81,950	62.52	8,69,81,950	8,69,81,950	62.52	0	62.52	0	0	NA		8,69,78,412	
(2)	Central Government/State Government(s)/President of India																		
	Sub - Total (B)(2)		1	3,23,708	0	0	3,23,708	0.23	3,23,708	3,23,708	0.23	0	0.23	0	0	NA		3,23,708	

S. No.	Category & Name of the Shareholders (I)	PAN (II)	Nos. of Shareholder (III)	No. of fully paid up equity shares held (IV)	Partly paid up equity shares held (V)	Nos. of shares underlying Depository Receipts (VI)	Total nos. shares held (VII) = (IV)+(V)+(VI)	Shareholding % Calculated as per SCRP, 1957 As a % of (A+B+C2) (VIII)	Number of Voting Rights held in each class of securities (IX)			No. of Shares Underlying Outstanding convertible securities (including Warrants) (X)	Total Shareholding, as a % assuming full conversion of convertible securities (as a % of diluted share capital) (XI)	No. of Locked In shares (XII)		No. of shares pledged or otherwise encumbered (XIII)		No. of equity shares held in dematerialized form (XIV)	
									No of Voting Rights		Total as a % of Total Voting rights			No. (a)	As a % of total shares held (b)	No. (NA) (a)	As a % of total shares held (NA) (b)		
									Class equity shares	Class									Total
(3)	Non-Institutions																		
(a)	Individuals																		
	1. Individual shareholders holding nominal share capital up to Rs.2 lakhs.		54,210	54,34,459	0	0	54,34,459	3.91	54,34,459	54,34,459	3.91	0	3.91	0	0	NA		41,85,177	
	2. Individual shareholders holding nominal share capital in excess of Rs.2 lakhs.		9	5,69,908	0	0	5,69,908	0.41	5,69,908	5,69,908	0.41	0	0.41	0	0	NA		5,29,658	
(b)	NBFCs registered with RBI		0	0	0	0	0	0.00	0	0	0.00	0	0.00	0	0	NA		0	
(c)	Employee Trusts		0	0	0	0	0	0.00	0	0	0.00	0	0.00	0	0	NA		0	
	Overseas Depositories (holding DRs) (balancing figure)		1	0	0	1,13,070	1,13,070	0.08	1,13,070	1,13,070	0.08	0	0.08	0	0	NA		1,13,070	
(e)	Any Other		3,728	28,27,063	0	0	28,27,063	2.03	28,27,063	28,27,063	2.03	0	2.03	0	0	NA		19,51,987	
(e-i)	Body Corporate		451	2,39,703	0	0	2,39,703	0.17	2,39,703	2,39,703	0.17	0	0.17	0	0	NA		1,95,053	
(e-ii)	Clearing Member		244	6,10,547	0	0	6,10,547	0.44	6,10,547	6,10,547	0.44	0	0.44	0	0	NA		6,10,547	
(e-iii)	Employees		2	125	0	0	125	0.00	125	125	0.00	0	0.00	0	0	NA		125	
	Foreign Portfolio Investor (Category III)		1	8,800	0	0	8,800	0.01	8,800	8,800	0.01	0	0.01	0	0	NA		8,800	
(e-iv)	HUF		912	55,654	0	0	55,654	0.04	55,654	55,654	0.04	0	0.04	0	0	NA		55,654	
(e-v)	IEPF		1	4,11,659	0	0	4,11,659	0.30	4,11,659	4,11,659	0.30	0	0.30	0	0	NA		4,11,659	
(e-vi)	L L P		12	2,102	0	0	2,102	0.00	2,102	2,102	0.00	0	0.00	0	0	NA		2,102	
(e-vii)	Non-Resident Indian (NRI)		2,071	11,78,907	0	0	11,78,907	0.85	11,78,907	11,78,907	0.85	0	0.85	0	0	NA		4,66,191	
(e-ix)	Overseas Corporate Bodies		1	5,099	0	0	5,099	0.00	5,099	5,099	0.00	0	0.00	0	0	NA		5,099	
(e-x)	Trusts		32	1,45,507	0	0	1,45,507	0.10	1,45,507	1,45,507	0.10	0	0.10	0	0	NA		27,797	
(e-xi)	Unclaimed or Suspense or Escrow Account		1	1,68,960	0	0	1,68,960	0.12	1,68,960	1,68,960	0.12	0	0.12	0	0	NA		1,68,960	
	Sub - Total (B)(3)		57,948	88,31,430	0	1,13,070	89,44,500	6.43	89,44,500	89,44,500	6.43	0	6.43	0	0	NA		67,79,892	
	Total Shareholding of Promoter and Promoter Group (B)=(1)+(B)(2)+(B)(3)		58,459	9,61,37,088	0	1,13,070	9,62,50,158	69.18	9,62,50,158	9,62,50,158	69.18	0	69.18	0	0	NA		9,40,82,012	

for Apollo Hospitals Enterprise Limited

S. M. Krishnan


Vice President - Finance & Company Secretary

30-Sep-2020

Table IIIA - Person in Concert

Details of the shareholders acting as persons in Concert including their Shareholding:			
Name of shareholder	Name of PAC	No. of shares	Holding %
SCHRODER INTERNATIONAL SELECTION FUND ASIAN OPPORTUNITIES	SCHRODER INVESTMENT MANAGEMENT	39,28,809	2.82
SCHRODER ASIAN GROWTH FUND	SCHRODER INVESTMENT MANAGEMENT	9,07,382	0.65
SCHRODER ASIAN ALPHA PLUS FUND	SCHRODER INVESTMENT MANAGEMENT	7,54,568	0.54
UNISUPER LIMITED AS TRUSTEE FOR UNISUPER	SCHRODER INVESTMENT MANAGEMENT	7,45,399	0.54
ACTIVE ASIAN EQUITY FUND	SCHRODER INVESTMENT MANAGEMENT	6,66,057	0.48
SCHRODER ASIAPACIFIC FUND PLC	SCHRODER INVESTMENT MANAGEMENT	5,80,741	0.42
AIA SINGAPORE PRIVATE LIMITED - AIA ACORNS OF ASIA FUND EQ	SCHRODER INVESTMENT MANAGEMENT	4,69,698	0.34
DEKA INTERNATIONAL S.A. RE DEKALUXTEAM-AKTIE ASIEN	SCHRODER INVESTMENT MANAGEMENT	3,84,575	0.28
SCHRODER INTERNATIONAL SELECTION FUND ASIAN SMALLER COMPANIES	SCHRODER INVESTMENT MANAGEMENT	2,35,258	0.17
VANGUARD INTERNATIONAL EXPLORER FUND	SCHRODER INVESTMENT MANAGEMENT	2,13,781	0.15
SCHRODER SMALL CAP DISCOVERY FUND	SCHRODER INVESTMENT MANAGEMENT	2,09,328	0.15
TOKIO MARINE LIFE INSURANCE SINGAPORE LTD. - PAR SCHRODERS TRP INVESTMENTS BY AEGION CUSTODY B.V. RE MM EQUITY SMALL CAP FUND	SCHRODER INVESTMENT MANAGEMENT	2,09,094	0.15
BARCLAYS MULTI-MANAGER FUND PLC	SCHRODER INVESTMENT MANAGEMENT	1,98,054	0.14
SCHRODER INTERNATIONAL SELECTION FUND GLOBAL EMERGING MARKETS SMALLER COMPANIES	SCHRODER INVESTMENT MANAGEMENT	1,90,643	0.14
SCHRODER INTERNATIONAL SELECTION FUND GLOBAL SMALLER COMPANIES	SCHRODER INVESTMENT MANAGEMENT	67,524	0.05
SCHRODER INTERNATIONAL SELECTION FUND GLOBAL SMALLER COMPANIES	SCHRODER INVESTMENT MANAGEMENT	13,069	0.01
SEB SICAV 2 - SEB ASIA SMALL CAPS EX JAPAN FUND	SCHRODER INVESTMENT MANAGEMENT	5,634	0.00
STATE OF ALASKA RETIREMENT AND BENEFITS PLANS MANAGED BY LEGAL AND GENERAL INVESTMENT MANAGEMENT AMERICA, INC. (LGIMA)	SCHRODER INVESTMENT MANAGEMENT	5,367	0.00
PUBLIC EMPLOYEES RETIREMENT ASSOCIATION OF NEW MEXICO	SCHRODER INVESTMENT MANAGEMENT	3,110	0.00
		Total	97,88,091
			7.04

for Apollo Hospitals Enterprise Limited



S. M. Krishnan


Vice President - Finance & Company Secretary

30-Sep-2020

Table IIIB - Unclaimed Details

Details of Shares which remain unclaimed may be given hear along with details such as number of shareholders, outstanding shares held in demat/unclaimed suspense account, voting rights are frozen etc.	
No. of shareholders	No. of Shares
236	1,68,960

for Apollo Hospitals Enterprise Limited



S. M. Krishnan

Vice President - Finance & Company Secretary