



20<sup>th</sup> May 2013

The Secretary,  
Bombay Stock Exchange Ltd  
(BSE)  
Phiroze Jheejheebhoy Towers,  
Dalal Street,  
Mumbai - 400 001.  
**Scrip Code - 508869**  
**ISIN INE437A01024**

The Secretary,  
National Stock Exchange,  
Exchange Plaza, 5th Floor  
Plot No.C/1, 'G' Block  
Bandra - Kurla Complex  
Bandra (E)  
Mumbai - 400 051.  
**Scrip Code -**  
**APOLLOHOSP**  
**ISIN INE437A01024**

The Manager  
The National Stock  
Exchange,  
Wholesale Debt Market  
Exchange Plaza, 5th Floor  
Plot No.C/1, 'G' Block  
Bandra - Kurla Complex  
Bandra (E)  
Mumbai - 400 051.  
**ISIN INE437A07062,**  
**INE437A07070,**  
**INE437A07088 &**  
**INE437A07093**

Dear Sir,

**Sub: Board Meeting decisions**


Further to our letter dated 9<sup>th</sup> May 2013, the Board of Directors at its meeting held on 20<sup>th</sup> May 2013 has taken the following decisions.

1. Approved the Audited Accounts of the Company for the year ended 31<sup>st</sup> March 2013 as per annexure enclosed. Copy of the Audit Report on the financial statements is also enclosed.
2. Approved the Audited Consolidated Accounts of the Company for the year ended 31<sup>st</sup> March 2013 as per annexure enclosed.
3. The Annual General Meeting of the Company is scheduled to be held on **7<sup>th</sup> August 2013** at The Music Academy, New No.168 (Old No.306) T.T.K. Road, Chennai - 600 014.
4. Recommended a **dividend of Rs.5.50 per share (110% of the face value of the share)** for the financial year ended 31<sup>st</sup> March 2013, on the paid up equity capital of the Company. The dividend, if declared, will be paid on or before 17<sup>th</sup> August 2013.
5. The Register of Members and Share Transfer Registers shall remain closed from **27<sup>th</sup> July 2013 to 7<sup>th</sup> August 2013 (both days inclusive)** for the purpose of determining the names of the shareholders who are entitled for the dividend and also for the purpose of Annual General Meeting. Dividend shall be paid to the members whose names are appearing in the Register of members on the closing hours of business on 26<sup>th</sup> July 2013.

Please take note of the same in your records.

Thanking you,

Yours faithfully,  
For APOLLO HOSPITALS ENTERPRISE LIMITED

  
S.M. KRISHNAN  
Sr. GENERAL MANAGER - FINANCE  
AND COMPANY SECRETARY

CC : The Secretary,  
Luxembourg Stock Exchange,  
B.P. 165,  
L-2011 Luxembourg.

Securities and Exchange Commission  
Division of Corporation Finance  
Office of International Corporate Finance  
450 Fifth Street, N.W.  
Washington, D.C  
20549-0302

Ref : **ISIN US0376081065 - Rule 144a GDR**  
**ISIN US0376082055 - Reg. S GDR**

IS/ISO 9001:2000

---

## APOLLO HOSPITALS ENTERPRISE LIMITED

General Office : "Ali Towers", IIIrd Floor, #55, Greams Road, Chennai - 600 006. Tel : 044 - 28290956, 28293896, 2829 3333  
Extn : 6681, Telefax : 044 - 2829 0956 Email : apolloshares@vsnl.net Website : www.apollohospitals.com

Regd. Off. : 19, Bishop Gardens, Raja Annamalaipuram, Chennai - 600 028.

**Apollo Hospitals Enterprise Limited**

Regd. Office : No. 19 Bishop Gardens, Raja Annamalaipuram, Chennai - 28

**Statement of Standalone Audited Financial Results for the Quarter and Year Ended 31st March 2013**

**PART - I**

(Rs. in Lakhs)

Sno	Particulars	Quarter Ended			Year Ended	
		31.03.2013	31.12.2012	31.03.2012	31.03.2013	31.03.2012
		Audited	Reviewed	Audited	Audited	Audited
1	<b>Income from Operations</b>					
	(a) Net Sales/Income from Operations	84829	85579	74456	331779	280007
	(b) Other Operating Income	-	-	-	-	-
	<b>Total Income (a+b)</b>	<b>84829</b>	<b>85579</b>	<b>74456</b>	<b>331779</b>	<b>280007</b>
2	<b>Expenditure</b>					
	(a) Cost of material consumed	21446	23628	20326	86426	78466
	(b) Purchase of stock-in-trade	21775	22223	18569	86399	68988
	(c) Changes in inventories of finished goods, work-in-progress and stock-in-trade	1002	(1590)	(647)	(843)	(1907)
	(d) Employee benefit expense	13242	13575	11422	52440	42851
	(e) Depreciation & amortisation expense	2887	2755	2408	10852	9113
	(f) Other expenditure	11886	10892	11485	43882	39875
	(g) Selling and Distribution Expenses	2199	2212	1298	8119	5294
	<b>Total Expenditure</b>	<b>74437</b>	<b>73695</b>	<b>64861</b>	<b>287275</b>	<b>242680</b>
3	<b>Profit from Operations before Other Income, Finance Cost &amp; Exceptional items ( 1 - 2 )</b>	<b>10392</b>	<b>11884</b>	<b>9595</b>	<b>44504</b>	<b>37327</b>
4	<b>Other Income</b>	<b>456</b>	<b>804</b>	<b>646</b>	<b>3103</b>	<b>2785</b>
5	<b>Profit from ordinary activities before finance cost &amp; Exceptional items ( 3 + 4 )</b>	<b>10848</b>	<b>12688</b>	<b>10241</b>	<b>47607</b>	<b>40112</b>
6	<b>Finance Costs</b>	<b>2079</b>	<b>1933</b>	<b>1549</b>	<b>7263</b>	<b>6360</b>
7	<b>Profit from ordinary activities after finance costs but before Exceptional items ( 5 - 6 )</b>	<b>8769</b>	<b>10755</b>	<b>8692</b>	<b>40344</b>	<b>33752</b>
8	<b>Exceptional Items</b>	<b>-</b>	<b>-</b>	<b>-</b>	<b>-</b>	<b>-</b>
9	<b>Profit (+) / Loss (-) from Ordinary Activities before tax (7 + 8)</b>	<b>8769</b>	<b>10755</b>	<b>8692</b>	<b>40344</b>	<b>33752</b>
10	<b>Tax expense</b>					
	Current Tax (MAT)	(1139)	1250	693	2953	4355
	Deferred	2810	1442	2067	6933	6298
11	<b>Net Profit (+) / Loss (-) from Ordinary Activities after tax (9-10)</b>	<b>7098</b>	<b>8064</b>	<b>5932</b>	<b>30458</b>	<b>23099</b>
12	<b>Extraordinary item (###)</b>	<b>454</b>	<b>-</b>	<b>-</b>	<b>454</b>	<b>-</b>
13	<b>Net Profit (+) / Loss (-) for the period (11+12)</b>	<b>7552</b>	<b>8064</b>	<b>5932</b>	<b>30912</b>	<b>23099</b>
14	<b>Paid-up equity share capital (Face value Rs.5/- per share)</b>	<b>6956</b>	<b>6956</b>	<b>6723</b>	<b>6956</b>	<b>6723</b>
15	<b>Reserves excluding Revaluation Reserves as per balance sheet of previous accounting year</b>				<b>265803</b>	<b>224633</b>
16	<b>Paid up Debt Capital</b>	<b>31900</b>	<b>31900</b>	<b>20000</b>	<b>31900</b>	<b>20000</b>
17	<b>Earnings Per Share*</b>					
	Before Extraordinary Item (Rs. 5/- of each)					
	Basic	*5.10	*5.80	*4.41	22.10	17.72
	Diluted	*5.10	*5.80	*4.28	21.89	17.16
	After Extraordinary Item (Rs. 5/- of each)					
	Basic	*5.43	*5.80	*4.41	22.43	17.72
	Diluted	*5.43	*5.80	*4.28	22.22	17.16
18	<b>Debt Equity Ratio (DER) (Times)</b>	<b>0.35</b>	<b>0.37</b>	<b>0.26</b>	<b>0.35</b>	<b>0.26</b>
19	<b>Debt Service Coverage Ratio (DSCR) (Times)</b>	<b>2.77</b>	<b>4.11</b>	<b>3.23</b>	<b>2.91</b>	<b>2.63</b>
20	<b>Interest Service Coverage Ratio (ISCR) (Times)</b>	<b>6.11</b>	<b>7.61</b>	<b>7.88</b>	<b>7.64</b>	<b>7.41</b>
21	<b>Debt Redemption Reserve</b>	<b>-</b>	<b>-</b>	<b>-</b>	<b>8000</b>	<b>1700</b>

### Represents profit on sale of the Company's equity investment in Apollo Health Street Limited - erstwhile Associate Not Annualised

(i) DER = Loan funds/Network

(ii) DSCR = Profit Before Interest & Depreciation and after Tax / (interest on loans + long term debt obligations paid during the period)

(iii) ISCR = Profit Before Interest and Tax / Interest

**PART - II : Select Information for the Quarter and Year Ended 31st March 2013**

A		Particulars of Shareholding :				
1	Total Public Shareholding (a) Number of Shares	9,05,68,156	8,61,62,036	8,45,99,532	9,05,68,156	8,45,99,532
	(b) Percentage of Shareholding	65.10%	61.93%	62.91%	65.10%	62.91%
2	Promoters and Promoter Group Shareholding					
	(a) Pledged/Encumbered					
	No. of Shares	1,94,57,172	1,94,57,172	2,24,40,172	1,94,57,172	2,24,40,172
	Percentage of shares (as a % of the total shareholding of promoter and promoter group)	40.72%	40.72%	50.41%	40.72%	50.41%
	Percentage of shares (as a % of the total share capital of the company)	13.99%	13.99%	16.69%	13.99%	16.69%
	(b) Non-Encumbered					
	No. of Shares	2,83,31,282	2,83,31,282	2,20,71,445	2,83,31,282	2,20,71,445
	Percentage of shares (as a % of the total shareholding of promoter and promoter group)	59.28%	59.28%	49.59%	59.28%	49.59%
	Percentage of shares (as a % of the total share capital of the company)	20.36%	20.36%	16.41%	20.36%	16.41%
B	<b>Investor Complaints</b>	<b>Quarter Ended 31st March 2013</b>				
	Pending at the beginning of the quarter	Nil				
	Received during the quarter	54				
	Disposed off during the quarter	54				
	Remaining unresolved at the end of the quarter	Nil				

**For APOLLO HOSPITALS ENTERPRISE LIMITED**

*Suneeta Reddy*

**SUNEETA REDDY**  
Joint Managing Director

# Apollo Hospitals Enterprise Limited

Regd. Office : No. 19 Bishop Gardens, Raja Annamalaipuram, Chennai - 28

**Segment Reporting under Clause 41 of the Listing Agreement with  
Stock Exchange for the Quarter and Year Ended 31st March 2013**

(Rs.in Lakhs)

Particulars	Quarter Ended			Year Ended	
	31.03.2013	31.12.2012	31.03.2012	31.03.2013	31.03.2012
	Audited	Reviewed	Audited	Audited	Audited
<b>1. Segment Revenue ( Net Sales / Income from each segment )</b>					
a) Healthcare Services	56268	56527	50701	221672	194015
b) Pharmacy	28587	29054	23772	110170	86058
c) Others	910	804	646	3557	2785
<b>TOTAL</b>	<b>85765</b>	<b>86385</b>	<b>75119</b>	<b>335399</b>	<b>282858</b>
Less : Intersegmental Revenue	26	2	17	63	66
Net Sales / Income from Operations	<b>85739</b>	<b>86383</b>	<b>75102</b>	<b>335336</b>	<b>282792</b>
<b>2. Segment Results (profit (+) / loss (-) before Tax and Interest from each segment )</b>					
a) Healthcare Services	9904	11338	9233	42504	36546
b) Pharmacy	487	546	363	1999	781
c) Others	910	804	646	3557	2785
<b>TOTAL</b>	<b>11301</b>	<b>12688</b>	<b>10241</b>	<b>48060</b>	<b>40112</b>
Less:(i) Interest (Net)	2079	1933	1549	7263	6360
(ii) Other unallocable expenditure net of unallocable income	-	-	-	-	-
<b>Profit Before Tax</b>	<b>9222</b>	<b>10755</b>	<b>8692</b>	<b>40798</b>	<b>33752</b>
<b>3. Capital Employed (Segment Assets-Segment Liabilities)</b>					
a) Healthcare Services *	288386	286874	225206	288386	225206
b) Pharmacy	31466	30227	27158	31466	27158
c) Others	49693	57158	44568	49693	44568
<b>TOTAL</b>	<b>369545</b>	<b>374259</b>	<b>296932</b>	<b>369545</b>	<b>296932</b>

\*includes capital employed in various hospital projects under construction

**Notes :**

- 1) The above financial results were reviewed by the Audit Committee and approved by the Board of Directors at its meeting held on 20th May 2013
- 2) The Board has recommended a dividend of Rs.5.50 per share (110%) of face value of Rs.5/- each for the financial year 2012-2013
- 3) Outstanding Global Depository Receipts (GDRs) as on 31st March 2013 were 768,549 constituting 0.55% of the total no. of shares of the company
- 4) During the year, the Company allotted 1,381,619 equity shares of face value of Rs.5/- each to International Finance Corporation, Washington at a price of Rs.302.50 per share (including a premium of Rs.297.50 per share) upon conversion of balance FCCB loan amount of USD 7.5 million. Consequent to the allotment, the paid up equity share capital increased to Rs.6792.41 lakhs from Rs. 6723.33 lakhs.
- 5) During the year, the Company allotted 3,276,922 equity shares of face value of Rs.5/- each to Dr.Prathap C Reddy, Promoter of the Company at a price of Rs.472.46 per share (including a premium of Rs.467.46 per share) calculated in accordance with SEBI (ICDR) Regulations, upon conversion of share warrants allotted to him on 5th February 2011. Consequent to the allotment, the paid up equity share capital has increased from Rs.6792.41 lakhs to Rs.6956.26 lakhs.
- 6) The Company has sold the assets related to seven of its clinics to its 100% subsidiary as a slump sale.
- 7) The figures for the quarter ended 31st March 2013 are the balancing figures between audited figures in respect of full financial year ended 31st March 2013 and the unaudited published year-to-date figures upto the period 31st December 2012 which were subjected to limited review.
- 8) Previous quarter/period's figures have been regrouped/rearranged wherever necessary to conform the requirement of revised Schedule VI of the Companies Act, 1956.

for APOLLO HOSPITALS ENTERPRISE LIMITED

Place : Chennai  
Date : 20th May 2013

DR. PRATHAP C REDDY  
Executive Chairman

**For APOLLO HOSPITALS ENTERPRISE LIMITED**  
*(Signature)*  
**SUNEETA REDDY**  
Joint Managing Director

**APOLLO HOSPITALS ENTERPRISE LIMITED**  
 Regd. Office : No. 19 Bishop Gardens, Raja Annamalaipuram,  
 Chennai - 600 028

**Standalone Statement of Assets and Liabilities**

(Rs.in Lakhs)

	Particulars	As at	As at
		31.03.2013 Audited	31.03.2012 Audited
<b>A</b>	<b>EQUITY AND LIABILITIES</b>		
1	<b>Shareholders' Funds</b>		
	(a) Share Capital	6956	6723
	(b) Reserves and Surplus	265803	224633
	(c) Money received against share warrants	-	3871
	<b>Sub-total - Shareholders' Funds</b>	<b>272759</b>	<b>235227</b>
2	<b>Share application money pending allotment</b>		
3	<b>Non Current Liabilities</b>		
	(a) Long term borrowings	87878	42167
	(b) Deferred tax liabilities (net)	23941	17009
	(c) Other long term liabilities	377	478
	(d) Long term provisions	-	-
	<b>Sub-total - Non current liabilities</b>	<b>112196</b>	<b>59653</b>
4	<b>Current Liabilities</b>		
	(a) Short term borrowings	1893	13830
	(b) Trade payables	17634	17094
	(c) Other current liabilities	20376	15727
	(d) Short term provisions	10600	7732
	<b>Sub-total - Current liabilities</b>	<b>50503</b>	<b>54382</b>
	<b>TOTAL - EQUITY AND LIABILITIES</b>	<b>435458</b>	<b>349262</b>
<b>B</b>	<b>ASSETS</b>		
1	<b>Non Current Assets</b>		
	(a) Fixed Assets	206424	163694
	(b) Non Current investments	52545	64701
	(c) Deferred tax assets (net)	-	-
	(d) Long term loans and advances	30160	24463
	(e) Other non current assets	-	-
	<b>Sub-total Non current assets</b>	<b>289129</b>	<b>252858</b>
2	<b>Current Assets</b>		
	(a) Current Investments	37058	11711
	(b) Inventories	20539	18271
	(c) Trade receivables	42661	35377
	(d) Cash and Cash equivalents	25547	18695
	(e) Short term loans and advances	18993	9767
	(f) Other current assets	1531	2583
	<b>Sub-total Current assets</b>	<b>146329</b>	<b>96404</b>
	<b>TOTAL ASSETS</b>	<b>435458</b>	<b>349262</b>

For APOLLO HOSPITALS ENTERPRISE LIMITED

*Suneeta Reddy*

**SUNEETA REDDY**  
 Joint Managing Director

**C.N. RAMACHANDRAN**

B.Com., F.C.A., A.T.I.I.(Lond.)

**V.C. KRISHNAN**

M.A.(Eco), F.C.A., M.B.A., (U.S.A.)

**C.N. SRINIVASAN**

B.Com., F.C.A., M.B.I.M.(Lond.)

**CHELLA K. SRINIVASAN**

B.Com., F.C.A.

**R.M. NARARYANAN**

M.Com., F.C.A., P.G.D.M.

**CHELLA K. RAGHAVENDRAN**

B.Com., F.C.A., D.I.S.A. (I.C.A.)

## **MESSRS. S. VISWANATHAN**

CHARTERED ACCOUNTANTS

17, Bishop Wallers Avenue (West)

Mylapore, Chennai - 600 004.

### **BRANCHES:**

27/34, 2nd Floor, Nandidurg Road, Jayamahall Extension,  
Bangalore - 560 046. Tel : 0-80-23530535

50, Fifty Feet Road, Krishnaswamy Nagar,  
Ramanathapuram, Coimbatore - 641 045. Tel : 94-422-4367065

Phone : 91-44-24991147

24994423

; 24994510

Fax : 91-44-24994510

E-mail : sviswa@eth.net

Website : www.sviswanathan.com

To

Board of Directors of Apollo Hospitals Enterprise Limited

We have audited the quarterly financial results of Apollo Hospitals Enterprise Limited for the quarter ended March 31, 2013 and the year to date results for the period April 1, 2012 to March 31, 2013 attached herewith, being submitted by the company pursuant to the requirement of clause 41 of the Listing Agreement except for the disclosures regarding 'Public Shareholding' and 'Promoter and Promoter Group Shareholding' which have been traced from disclosures made by the management and have not been audited by us. These quarterly financial results as well as the year to date financial results have been prepared on the basis of the interim financial statements, which are the responsibility of the company's management. Our responsibility is to express an opinion on these financial results based on our audit of such interim financial statements, which have been prepared in accordance with the recognition and measurement principles laid down in Accounting Standard (AS) 25, Interim Financial Reporting, issued pursuant to the Companies (Accounting Standards) Rules, 2006 as per Section 211(3C) of the Companies Act, 1956 or by the Institute of Chartered Accountants of India<sup>5</sup> and other accounting principles generally accepted in India.

We conducted our audit in accordance with the auditing standards generally accepted in India. Those standards require that we plan and perform the audit to obtain reasonable assurance about whether the financial results are free of material misstatement(s). An audit includes examining, on a test basis, evidence supporting the amounts disclosed as financial results. An audit also includes assessing the accounting principles used and significant estimates made by management. We believe that our audit provides a reasonable basis for our opinion.



In our opinion and to the best of our information and according to the explanations given to us these quarterly financial results as well as the year to date results:

(i) are presented in accordance with the requirements of clause 41 of the Listing Agreement in this regard; and

(ii) give a true and fair view of the net profit and other financial information for the quarter ended March 31, 2013 as well as the year to date results for the period from April 1, 2012 to March 31, 2013.

Further, we also report that we have, on the basis of the books of account and other records and information and explanations given to us by the management, also verified the number of shares as well as percentage of shareholdings in respect of aggregate amount of public shareholdings, as furnished by the company in terms of clause 35 of the Listing Agreement and found the same to be correct.

Place: Chennai

Date: 20<sup>th</sup> May 2013

For M/s SViswanathan.


Chartered Accountants

FRN: 004770S

*Hisshan*  
C Krishnan 20/5/13

Partner

Membership No: 022167



# APOLLO HOSPITALS ENTERPRISE LIMITED

## Statement of Consolidated Audited Financial Results for the Year Ended 31st March 2013

Sno	Particulars	Year Ended	
		Audited	Audited
		31.03.2013	31.03.2012
1	<b>Income from Operations</b>		
	(a) Net Sales/Income from Operations	376871	314753
	(b) Other Operating Income	-	-
	<b>Total Income (a+b)</b>	<b>376871</b>	<b>314753</b>
2	<b>Expenditure</b>		
	(a) Cost of material consumption	100083	89148
	(b) Purchase of stock-in-trade	86399	68988
	(c) Changes in inventories of finished goods, work-in-progress and stock-in-trade	(898)	(1903)
	(d) Employee benefit Expense	62313	50286
	(e) Depreciation & amortisation expense #	14234	12391
	(f) Other expenditure	59260	50245
	(g) Selling and Distribution Expenses	8894	6677
	<b>Total Expenditure</b>	<b>330285</b>	<b>275832</b>
3	<b>Profit from Operations before Other Income, Finance Cost &amp; Exceptional items ( 1 - 2 )</b>	<b>46586</b>	<b>38921</b>
4	Other Income	3017	2591
5	<b>Profit from ordinary activities before finance cost &amp; Exceptional items ( 3 + 4 )</b>	<b>49603</b>	<b>41511</b>
6	Finance Costs	10325	8914
7	<b>Profit from ordinary activities after finance costs but before Exceptional items ( 5 - 6 )</b>	<b>39278</b>	<b>32597</b>
8	Exceptional Items	-	-
9	<b>Profit (+) / Loss (-) from Ordinary Activities before tax ( 7 + 8 )</b>	<b>39278</b>	<b>32597</b>
10	Tax expense		
	Current Tax / (MAT)	3068	4428
	Deferred Tax	7435	7136
	Add : Deferred Tax Asset		69
11	<b>Net Profit (+) / Loss (-) from Ordinary Activities after tax ( 9 - 10 )</b>	<b>28775</b>	<b>21101</b>
12	Extraordinary item (###)	629	-
13	<b>Net Profit (+) / Loss (-) for the period (11-12)</b>	<b>29404</b>	<b>21101</b>
14	Minority Interest	(166)	(123)
15	Share in Associates	865	710
16	<b>Profit attributable to group</b>	<b>30435</b>	<b>21935</b>
17	Paid-up equity share capital (Face value Rs.5/- per share)	6956	6723
18	Reserves excluding Revaluation Reserves as per balance sheet of previous accounting year	267721	240088
19	EPS (of Rs.5/- each) for the period for the year to date and for previous year		
	Before Extraordinary Item		
	Basic	21.62	16.83
	Diluted	21.42	16.30
	After Extraordinary Item		
	Basic	22.08	16.83
	Diluted	21.88	16.30

### Notes


- 1 The above financial results were reviewed by the Audit Committee and approved by the Board of Directors at its meeting held on 20th May 2013
- 2 ### Represents the profit on sale of the Company's and its subsidiary's equity investment in Apollo Health Street Limited - erstwhile Associate
- 3 Previous quarter/period's figures have been regrouped/rearranged wherever necessary to conform the requirement of revised Schedule VI of the Companies Act, 1956.

By order of the Board  
for Apollo Hospitals Enterprise Limited

Place : Chennai  
Date : 20th May 2013

Dr. Prathap C Reddy  
Executive Chairman

**For APOLLO HOSPITALS ENTERPRISE LIMITED**



**SUNEETA REDDY**  
Joint Managing Director

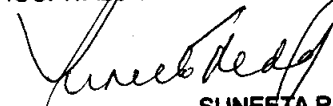
**APOLLO HOSPITALS ENTERPRISE LIMITED**  
 Regd. Office : No. 19 Bishop Gardens, Raja Annamalaipuram,  
 Chennai - 600 028

**Consolidated Statement of Assets and Liabilities**

( Rs.in Lakhs )

	Particulars	As at	As at
		31.03.2013	31.03.2012
		Audited	Audited
<b>A</b>	<b>EQUITY AND LIABILITIES</b>		
1	<b>Shareholders funds</b>		
	( a ) Share Capital	6956	6723
	( b ) Reserves and Surplus	266169	238536
	( c ) Money received against share warrants	-	3871
	Sub - total - Shareholder's funds	<b>273125</b>	<b>249130</b>
2	<b>Capital Reserve on Consolidation</b>	1552	1552
3	<b>Minority Interest</b>	1734	1256
4	<b>Non - current liabilities</b>		
	( a ) Long-term borrowings	107890	57438
	( b ) Deferred tax liabilities ( net )	25457	17959
	( c ) Other long-term liabilities	465	514
	( d ) Long-term provisions	279	217
	Sub - total - Non-current liabilities	<b>134091</b>	<b>76128</b>
5	<b>Current liabilities</b>		
	( a ) Short-term borrowings	5788	17499
	( b ) Trade payables	26871	24899
	( c ) Other current liabilities	30080	22427
	( d ) Short-term provisions	10665	7819
	Sub - total - Current liabilities	<b>73404</b>	<b>72644</b>
	<b>TOTAL - EQUITY AND LIABILITIES</b>	<b>483906</b>	<b>400710</b>
<b>B</b>	<b>ASSETS</b>		
1	<b>Non - current assets</b>		
	( a ) Goodwill on Consolidation	14530	13505
	( b ) Fixed assets	259868	208548
	( c ) Non-current investments	14795	44217
	( d ) Deferred tax assets ( net )	2515	2450
	( e ) Long-term loans and advances	34722	25746
	( f ) Other non-current assets	-	-
	Sub - total - Non-current assets	<b>326430</b>	<b>294466</b>
2	<b>Current assets</b>		
	( a ) Current investments	37876	12198
	( b ) Inventories	21868	19154
	( c ) Trade receivables	47330	38673
	( d ) Cash and cash equivalents	32006	23684
	( e ) Short-term loans and advances	16033	9844
	( f ) Other current assets	2363	2691
	Sub - total - Current assets	<b>157476</b>	<b>106244</b>
	<b>TOTAL - ASSETS</b>	<b>483906</b>	<b>400710</b>

For APOLLO HOSPITALS ENTERPRISE LIMITED



**SUNEETA REDDY**  
 Joint Managing Director